



Petronet LNG Limited

Dahej LNG Terminal

Plot No. 7/A GIDC Industrial Estate, Dahej
Taluka-Vagra, Dist. Bharuch - 392130, Gujarat

Tel.: +91-2641-257249

CIN: L74899DL199PLCO93073

REF: PLL/DHJ/HSE/MoEF/2026/03

Date: 19th May 2026

To,
The Director,p
Ministry of Env., Forest and Climate Change
Indira Paryavaran Bhawan,
Jorbagh Road,
New Delhi – 110 003

Sub : Six Monthly Compliance Report for the period Oct 2025 to March 2026 with respect to conditions stipulated by Ministry of Environment & Forests, Govt. of India and Department of Forests, Govt. of Gujarat for Setting up of Standby LNG jetty at Dahej, District Bharuch in Gulf of Khambhat, Gujarat by M/s Petronet LNG Ltd.

Ref : (a) J-17011/11/2000-IA-III dated 14th Nov, 2008
(b) ENV-10-2004-117-E dated 05th Sep, 2008

Dear Sir,

The six-monthly compliance report for the period Oct 2025 to March 2026 with respect to conditions stipulated by Ministry of Environment & Forests, Govt. of India and Department of Forests, Govt. of Gujarat for Setting up of Standby LNG jetty at Dahej, District Bharuch in Gulf of Khambhat, Gujarat by M/s Petronet LNG Ltd. is uploaded in "PARIVESH 2 portal.

This is for your information and reference.

Thanking you,
Yours faithfully,


Sanjay Kumar
GGM & President (Plant Head)
For Petronet LNG Limited
Dahej-392130

Copy to:-

1) Director (Environment)
Forests & Environment Department,
Government of Gujarat,
Block No. 14, 8th Floor, Sachivalaya,
Gandhinagar – 382 010

2) MoEF & CC
Regional Office
Karmayogi Bhawan
Block -3, F-2 Wing, Near CH-3 Circle
Sector -10A, Gandhinagar-382010

3) Unit Head - Bharuch Division
Gujarat Pollution Control Board
Paryavaran Bhavan, Sector-10 A
GANDHINAGAR – 382 010 (Gujarat)

4) Regional Officer
Gujarat Pollution Control Board
Plot No D -2 /P /21/1 At GIDC Dahej 2 Industrial
Estate Ta Vagra Dist. Bharuch 392130

Regd. Office:

4th Floor, Tower-I World Trade Centre
Nauroji Nagar, New Delhi – 110029
Tel.: +91-11 71233525

Kochi LNG Terminal
Survey No.: 347, Puthuvypu
PO. 682508, Kochi, Kerala
Tel.: +91-484-2502268

Your (**Half Yearly Compliance Report**) has been **Submitted** with following details

Proposal No	J-17011/11/2000-IA/III
Compliance ID	301709978
Compliance Number(For Tracking)	EC/M/COMPLIANCE/301709978/2026
Reporting Year	2026
Reporting Period	01 Jun(01 Oct - 31 Mar)
Submission Date	23-05-2026
RO/SRO Name	Shri Satya Prakash Negi
RO/SRO Email	jhk119@ifs.nic.in
State	GUJARAT
RO/SRO Office Address	Integrated Regional Offices, Gandhi Nagar
Note:- SMS and E-Mail has been sent to Shri Satya Prakash Negi, GUJARAT with Notification to Project Proponent.	

Half Yearly Compliance Report**2026****01 Jun(01 Oct - 31 Mar)****Acknowledgement**

Proposal Name	Setting up of Second LNG Jetty at Dahej in Gulf of Khambhat by M/s Petronet LNG Limited		
Name of Entity / Corporate Office	Petronet LNG Limited, Dahej		
Village(s)	N/A		
District	BHARUCH		
Proposal No.	J-17011/11/2000-IA/III	Category	INFRA-1
Plot / Survey / Khasra No.	N/A	Sub-District	N/A
State	GUJARAT	Entity's PAN	*****8148D
MoEF File No.	J-17011/11/2000-IA-III	Entity name as per PAN	PETRONET LNG LIMITED

Compliance Reporting Details

Reporting Year	2026
Remarks (if any)	SIX MONTHLY COMPLIANCE REPORT (FOR THE PERIOD OCT 25 TO MARCH 26) TO THE CONDITION MENTIONED IN MOEF LETTER NO. J-17011/11/2000-IA-III, DATED 14th NOVEMBER, 2008 (STAND BY JETTY)
Reporting Period	01 Jun(01 Oct - 31 Mar)

Details of Production and Project Area

Name of Entity / Corporate Office Petronet LNG Limited, Dahej

	Project Area as per EC Granted	Actual Project Area in Possession
Private	0	0
Revenue Land	0	0
Forest	33.4049	33.4049
Others	N/A	N/A
Total	33.4049	33.4049

Others Area

Sr. no	Other Name	Area Granted	Area Actual			
1	EC- Stand By Jetty	51.1651	51.1651			
Production Capacity						
Sr. no	Product Name	units	Valid Upto	Capacity	Production last year	Capacity as per CTO
1	RLNG	Tons per Annum (TPA)	N/A	25 MTPA	15.016	
Conditions						
Specific Conditions						
Sr.No.	Condition Type	Condition Details				
1	MISCELLANEOUS	Adequate safety measures for the offshore structure and ship navigation shall be taken in view of the high current in the area.				
PPs Submission: Complied All safety measures taken during Design Stage. Construction activities completed and Jetty is Operational since April 2014.		Date: 04/05/2026				
2	MISCELLANEOUS	The shoreline changes in the area shall be monitored periodically.				
PPs Submission: Complied Periodically monitoring is being done.		Date: 04/05/2026				
3	MISCELLANEOUS	The recommendation of the Scour study shall be incorporated in the design.				
PPs Submission: Complied Incorporated in Design. Construction activities completed and Jetty is Operational since April 2014.		Date: 04/05/2026				
4	MISCELLANEOUS	The recommendations of the risk assessment shall be implemented. Any change in the design of the project shall come before the committee for seeking necessary approval.				
PPs Submission: Complied Recommendations of risk study are implemented. Construction works completed without any change in the design of the Project.		Date: 04/05/2026				
5	MISCELLANEOUS	Mangrove plantation to be done in consultations with the GEER/GEC of Forest Department, a detailed plan shall be submitted within six months from the date of receipt of this letter.				
PPs Submission: Complied Mangrove Plantation Completed along the Gujarat Coast in consultation with GEC and Forest Dept.: Total Mangrove Plantation Completed is 2250 Hectares (2009-10, 2010-11, 2011-12, 2012-13, 2013-14,2014-15, 2016-17, 2023-24, 2024-25 and 2025-26). Please Refer Annexure VI for Mangrove plantation.		Date: 04/05/2026				
6	MISCELLANEOUS	It shall be ensured that during construction and post construction of the proposed jetty the movement fishermen vessels of the local communities are not interfered with.				

<p>PPs Submission: Complied The movement fishermen vessels of the local communities are not interfered due to proposed jetty.</p>		<p>Date: 04/05/2026</p>
7	Human Health Environment	Relocation of the fishermen community shall be done strictly in accordance with the norms prescribed by the State Government. The relocated fishermen community shall be provided with all facilities including health care, education, sanitation and livelihood.
<p>PPs Submission: Complied The construction activities have been completed, and the jetty has been operational since April 2014.</p>		<p>Date: 19/05/2026</p>
8	Marine/Coastal	Marine ecology monitoring shall be done regularly during construction of Breakwater and dredging operation .
<p>PPs Submission: Complied Marine ecological monitoring study done periodically. Last study was conducted in December,2025 by GPCB authorized vendor M/s Unistar Environment and Research Labs Pvt. Ltd. Please Refer Annexure VII for Marine ecological study report</p>		<p>Date: 04/05/2026</p>
9	AIR QUALITY MONITORING AND PRESERVATION	Regular monitoring of air quality shall be done in the settlement areas around the project site and appropriate safeguard measures shall be taken to ensure that the population is not subjected to higher levels of air pollution
<p>PPs Submission: Complied Construction activities completed and Jetty is Operational since April 2014. Air quality monitoring is being done through the GPCB approved agency and its report is attached as Annexure II to this report.</p>		<p>Date: 04/05/2026</p>
10	WASTE MANAGEMENT	Sewage arising in the port area shall be disposed off after adequate treatment to conform to the standards stipulated by Gujarat State Pollution Control Board and shall be utilized/re-cycled for gardening, plantation and irrigation
<p>PPs Submission: Complied Sewage water treated in STP plant and treated water monitored regularly. Parameters are under GPCB norms.</p>		<p>Date: 04/05/2026</p>
11	MISCELLANEOUS	Adequate plantation shall be carried out along the roads of the Port premises and a green belt shall be developed.
<p>PPs Submission: Complied Plantation is carried out along the roads of the Port premises and green belt are developed</p>		<p>Date: 04/05/2026</p>
12	MISCELLANEOUS	There shall be no withdrawal of ground water in CRZ area, for this project.
<p>PPs Submission: Complied No ground water was used during project.</p>		<p>Date: 04/05/2026</p>
13	MISCELLANEOUS	Specific arrangements for rainwater harvesting shall be made in the project design and the rain water so harvested shall be optimally utilized. Details in this regard shall be furnished to this Ministry's Regional Office at Bhopal within 3 months

<p>PPs Submission: Complied The LNG Jetty is being set up very near to the coastline at Dahej where water table is very high. Moreover, the sea water is brackish in that area. Preliminary investigation indicates that it might not be feasible to carry out rainwater harvesting in this area. The process water requirement in LNG terminal at Dahej is NIL.</p>		<p>Date: 04/05/2026</p>
14	LAND RECLAMATION	Land reclamation shall be carried out only to the extent that it is essential for this project.
<p>PPs Submission: Complied Agree and complied.</p>		<p>Date: 04/05/2026</p>
15	MISCELLANEOUS	No product other than those permissible in the Coastal Regulation Zone Notification, 1991 shall be stored in the Coastal Regulation Zone area.
<p>PPs Submission: Complied Agree and complied.</p>		<p>Date: 04/05/2026</p>
<p>General Conditions</p>		
Sr.No.	Condition Type	Condition Details
1	Statutory compliance	Construction of the proposed structures, if any in the Coastal Regulation Zone area shall be undertaken meticulously conforming to the existing Central/local rules and regulations including Coastal Regulation Zone Notification 1991 & its amendments. All the construction designs / drawings relating to the proposed construction activities must have approvals of the concerned State Government Departments / Agencies.
<p>PPs Submission: Complied All required approvals are taken. The construction and commissioning of the facilities at Dahej have been completed, and the jetty has been operational since April 2014.</p>		<p>Date: 19/05/2026</p>
2	MISCELLANEOUS	Adequate provisions for infrastructure facilities such as water supply, fuel, sanitation etc. shall be ensured for construction workers during the construction phase of the project so as to avoid falling of trees/mangroves and pollution of water and the surroundings.
<p>PPs Submission: Complied The construction and commissioning of the facilities at Dahej have been completed, and the jetty has been operational since April 2014.</p>		<p>Date: 19/05/2026</p>
3	WASTE MANAGEMENT	The project authorities must make necessary arrangements for disposal of solid wastes and for the treatment of effluents by providing a proper wastewater treatment plant outside the CRZ area. The quality of treated effluents, solid wastes and noise level etc. must conform to the standards laid down by the competent authorities including the Central/State Pollution Control Board and the Union Ministry of Environment and Forests under the Environment (Protection) Act, 1986, whichever are more stringent
<p>PPs Submission: Complied No effluent treatment plant in CRZ area. Noise level and Ground water monitoring is being done and its report is attached as Annexure II to this report.</p>		<p>Date: 04/05/2026</p>

4	Statutory compliance	The proponent shall obtain the requisite consents for discharge of effluents and emissions under the Water (Prevention and Control of Pollution) Act, 1974 and the Air (prevention and Control of Pollution) Act, 1981 from the Gujarat Pollution Control Board before commissioning of the project and a copy of each of these shall be sent to this Ministry
PPs Submission: Complied All necessary approvals for the existing terminal have been duly obtained. A copy of the same was submitted vide letter no. PLL/DHJ/MoEF/009 dated 21.01.2014. Further, valid Consent to Operate / Consent to Establish (CCA) was obtained from GPCB prior to commissioning of the project, in accordance with applicable statutory requirements.		Date: 19/05/2026
5	MISCELLANEOUS	The sand dunes, corals and mangroves, if any, on the site shall not be disturbed in any way.
PPs Submission: Complied No sand dunes, corals, or mangroves present at or around the project site have been disturbed during the construction and operational phases. All activities were carried out with due care to preserve existing coastal and ecological features. The construction and commissioning of the facilities at Dahej have been completed, and the jetty has been operational since April 2014.		Date: 19/05/2026
6	MISCELLANEOUS	A copy of the clearance letter will be marked to the concerned Panchayat / local NGO, if any, from whom any suggestion/representation has been received while processing the proposal.
PPs Submission: Complied Complied.		Date: 04/05/2026
7	MISCELLANEOUS	The funds earmarked for environment protection measures shall be maintained, in a separate account and there shall be no diversion of these funds for any other purpose. A year-wise expenditure on environmental safeguards shall be reported to this Ministry's Regional Office at Bhopal and the State Pollution Control Board. .
PPs Submission: Complied The funds earmarked for environment protection measures is maintained separately Rs. 33.22 Lac spent for development of Green Belt and Mangrove Plantation during the FY 2009-10. Rs. 50 Lac spent for development of Green Belt and Mangrove Plantation during the FY 2010-11. Rs 93.31 Lacs spent for development of Green Belt and Mangrove plantation during the FY 2011-2012 Rs. 109.57 Lac spent for development of Green Belt and Mangrove Plantation during the FY 2012-13. Rs. 95.20 Lac spent for development of Green Belt and Mangrove Plantation during the FY 2013-14. Rs 81.68 Lacs spent for development of Green Belt and Mangrove plantation during the year 2014-15. Rs 42.20 Lacs spent for development of Green belt and Mangrove plantation during the FY 2015-16. Rs. 77.96 Lacs spent for development of Green Belt and Mangrove Plantation during the FY 2016-17. Rs. 71.08 Lacs spent for development of Green Belt and Mangrove Plantation during the FY2017-18. Rs. 60.93 Lacs spent for development of Green Belt and Mangrove Plantation during the FY2018-19. Rs. 51.10 Lacs spent for development and maintenance of Green Belt during the FY2019-20. Rs. 78.96 Lacs spent for development and maintenance of Green Belt during the FY2020-21. Rs. 76.26 Lacs spent for development and maintenance of Green Belt during the FY 2021-22. Rs. 74.65 Lacs spent for development and maintenance of Green Belt during the FY2022-23. Rs. 7.76 Lacs for STP operational cost in FY2022-2023 Rs. 634.84 Lacs spent for development and maintenance of Green Belt during the year FY2023-24. Rs. 7.76 Lacs for STP operational cost in FY2023-24. Rs. 1497.86 Lacs spent for development and maintenance of Green Belt for the during the year FY 2024-25. Rs. 19.31 Lacs for STP operational cost in FY 2024-25. Rs. 93.87 Lacs spent for development and maintenance of Green Belt during the year FY 2025-26. Rs. 19.31 Lacs for STP operational cost in FY 2025-26.		Date: 04/05/2026
8	MISCELLANEOUS	Full support shall be extended to the officers of this Ministry's

		Regional Office at Bhopal and the officers of the Central and State Pollution Control Boards by the project proponents during their inspection for monitoring purposes by furnishing full details and action plans including the action taken reports in respect of mitigation measures and other environmental protection activities.
PPs Submission: Complied PLL is committed to provide full support during site inspection of statutory agency and required data are provided.		Date: 04/05/2026
9	MISCELLANEOUS	In case of deviation or alteration in the project including the implementing agency, a fresh reference shall be made to this Ministry for modification in the clearance conditions or imposition of new ones for ensuring environmental protection.
PPs Submission: Complied No deviation or alteration during the project.		Date: 04/05/2026
10	MISCELLANEOUS	The ministry reserves the right to revoke this clearance, if any of the condition stipulated or not complied with to the satisfaction of this ministry.
PPs Submission: Complied No Such case till date.		Date: 04/05/2026
11	MISCELLANEOUS	The ministry or any other competent authority may stipulate any other additional conditions subsequently if deemed necessary for environmental protection which shall be complied with
PPs Submission: Complied Agreed and complied.		Date: 04/05/2026
12	MISCELLANEOUS	The project proponent shall advertise at least in two local newspapers widely circulated in the region around the project, one of which shall be in the vernacular language of the locality concerned informing that the project has been accorded environmental clearance and copies of clearance letters are available with the State Pollution Control Board and may also be seen at Website of the Ministry of Environment & Forests at http://www.envfor.in . The advertisement shall be made within 7 days from the date of issue of the clearance letter and a copy of the same shall be forwarded to the Regional Office of this Ministry at Bhopal.
PPs Submission: Complied The construction and commissioning of the facilities at Dahej have been completed, and the jetty has been operational since April 2014.		Date: 19/05/2026
13	MISCELLANEOUS	The project proponents should inform the regional office as well as the ministry the date of financial closure and final approval of the project by the concerned authorities and the date of start of the land development work
PPs Submission: Complied Project is completed. Jetty is under operation since April-2014.		Date: 04/05/2026
14	MISCELLANEOUS	Any appeal against this environmental clearance shall lie with the National Environment Appellate Authority, if preferred, within a period of 30 days as prescribed under Section 11 of the National

PPs Submission: Complied

No such case. The construction and commissioning of the facilities at Dahej have been completed, and the jetty has been operational since April 2014.

Date:
19/05/2026

Visit Remarks**Last Site Visit Report Date:**

N/A

Additional Remarks:

SIX MONTHLY COMPLIANCE REPORT TO THE CONDITION MENTIONED IN MOEF LETTER NO. J-17011/11/2000-IA-III, DATED 14th NOVEMBER, 2008 (STAND BY JETTY)

Note: This acknowledgement is as per the details submitted by project proponent. In no way is this document to be considered as conclusion on any action on the compliance of the project. This is strictly for the project proponent's reference purpose.

ANNEXURE-I

Compliance to conditions as conveyed by Department of Forests & Environment, Govt. of Gujarat, Letter No. ENV-10-2004-117-E, dated: September 5, 2008 as on 31.03.2026

Point-wise compliance statement for the subject environmental clearance is as below:

<u>SR. NO.</u>	<u>CONDITIONS</u>	<u>STATUS</u>
1	The provisions of CRZ notification of 1991 and subsequent amendments issued from time to time.	Noted and complied.
2	All necessary permissions from different Government Departments / Agencies shall be obtained by PLL before commencing the expansion activities.	Complied. All the required statutory approval were obtained before commissioning.
3	No effluent or sewage shall be discharged into the sea / creek or in the CRZ area and shall be treated to confirm the norms prescribed by the Gujarat Pollution Control Board and would be reused / recycled within the plant premises.	Complied Domestic wastewater is treated through STP and no process effluent generated. Treated water from STP is reused for gardening and horticulture purpose.
4	All the recommendations and suggestion given by the NIOT and WAPCOS in their Environment Impact Assessment reports shall be implemented strictly.	Complied. All the recommendation are complied.
5	The cost of the external agency that may be appointed by this department for supervision / monitoring of the project activities during construction / operational phases shall be paid by PLL.	Complied. PLL agree to born cost of external agency appointed by this department.
6	The PLL shall have to contribute financially for any common study or project that may be proposed by this Department for environmental management / conservation / improvement for the Gulf of Khambhat or for Dahej region.	Complied. PLL agree to contribute financially for any common study proposed by this department.
7	The construction debris and any other type of waste shall not be discharged into the sea / creak or in CRZ areas. The debris shall be removed from the construction site immediately after construction is over.	Complied.

8	The construction camps shall be located outside the CRZ area and the construction labor shall be provided with necessary amenities, including sanitation, water supply and fuel and it shall be ensured that the environmental conditions are not deteriorated by construction labor.	
9	The PLL shall prepare and regularly update its local Oil Spill Contingency plan and Disaster Management Plan in consonance with National Oil Spill and Disaster Contingency Plan	Complied. Oil spill contingency and Disaster management plan updated periodically. ERDMP plan is updated and approved from M/s Bosai Safety dated 16.10.2025. Please Refer Annexure – IV for valid ERDMP certificate.
10	The Gujarat Maritime Board shall initiate for the Vessel Traffic Management System for the Gulf of Khambhat and would work out the modus operandi for cost sharing by different players in the Gulf including PLL. The PLL shall contribute for the same as may be decided by Gujarat Maritime Board.	Agreed and Complied. Gujarat Maritime Board has established VTS System and PLL is complying with all norms as per Gujarat Maritime Board.
	General Conditions:	
11	The ground water shall not be tapped to meet with the water requirements in any case	Complied. Ground Water was not used in construction.
12	The PLL shall take up massive mangrove plantation activities in 100 ha. of area on Gujarat Coast line as well as greenbelt development activities in consultation with the Gujarat Institute of Desert Ecology / Forest department. .	Complied. Following Mangrove Plantation Completed along the Gujarat Coast in consultation with GEC & Forest Dept.: Completed : 2250 Hectares (2009-10, 2010-11, 2011-12, 2012-13, 2013-14, 2014-15, 2016-17, 2023-24 & 2024-25). (2025-26, 200 ha. Plantation under progress).
13	The PLL shall have to contribute financially for taking up the socio-economic upliftment activities in this region in consultation with the Forest and Environment Department and the District Collector / District Development Officer.	Agreed and complied. Compliance report is attached as Annexure III

14	Environmental Audit report indicating the changes, if any with respect to the baseline quality, in the coastal and marine environmental shall be submitted every year.	<p>Complied.</p> <p>PLL is ISO 14001(Environment Management System) certified company. Procedures are adopted and followed strictly to protect the environment. Annual external environmental audit for ISO 14001 certification is carried out.</p> <p>Also, Monthly Environmental monitoring done through GPCB approved agency, and all parameters are under prescribed limit.</p> <p>Pls refer Annexure II for Environment monitoring data.</p> <p>Six Monthly Marine ecological monitoring is also carried out for monitoring marine ecological condition. Last Marine ecological monitoring was conducted on 27th December ,2025 by authorized vendor M/s Unistar Environment and Research Labs Pvt. Ltd.</p>
15	A six monthly report on compliance of the conditions mentioned in this letter shall have to be furnished by the PLL on regular basis to this Department.	Complied Half yearly compliance report submitted regularly.
16	Any other condition that may be stipulated by this Department from time to time for environmental protection / management purpose shall also have to be complied with by the PLL.	Agree and Complied

ANNEXURE - II - ENVIROMENT DATA

AMBIENT AIR QUALITY STATUS REPORT

All units are in $\mu\text{g}/\text{m}^3$.

Sr.no.	Month	PM10		PM2.5		SOx		NOx		HC as Methane CH ₄	
		Min	Max	Min	Max	Min	Max	Min	Max	Min	Max
	NAAQ norms	100 $\mu\text{g}/\text{m}^3$		60 $\mu\text{g}/\text{m}^3$		80 $\mu\text{g}/\text{m}^3$		80 $\mu\text{g}/\text{m}^3$		Absent	
1	Apr-25	48.00	59.00	17.00	28.00	12.60	19.60	18.20	26.70	BDL	BDL
2	May-25	48.00	59.00	18.00	28.00	13.40	20.20	17.60	25.70	BDL	BDL
3	Jun-25	54.00	60.00	18.00	27.00	13.20	19.60	16.70	24.50	BDL	BDL
4	Jul-25	49.00	59.00	17.00	26.00	12.60	19.50	17.20	24.30	BDL	BDL
5	Aug-25	48.00	59.00	16.00	24.00	12.70	19.60	16.20	24.60	BDL	BDL
6	Sep-25	48.00	59.00	17.00	26.00	12.60	19.50	17.20	24.30	BDL	BDL
7	Oct-25	47.00	59.00	16.00	25.00	12.80	18.30	16.70	24.60	BDL	BDL
8	Nov-25	48.00	59.00	18.00	28.00	12.20	19.60	17.30	26.30	BDL	BDL
9	Dec-25	48.00	59.00	18.00	27.00	12.30	20.20	16.20	25.70	BDL	BDL
10	Jan-26	49.00	59.00	16.00	26.00	12.60	18.40	17.20	25.10	BDL	BDL
11	Feb-26	48.00	59.00	16.00	24.00	12.70	19.60	16.20	24.60	BDL	BDL
12	Mar-26	47.00	56.00	16.00	25.00	12.50	19.40	16.20	25.10	BDL	BDL
	Range (April-25 to March 26)	47-60		16-28		12.2-20.2		16.2-26.7		BDL	

STACK EMISSION AIR QUALITY STATUS REPORT

Sr. no.	Month	GTG		
		SPM	SO _x	NO _x
	GPCB norms	150 mg/NM ³	100 ppm	50 ppm
1	Apr-25	Not monitored due to non operational GTGs		
2	May-25	Not monitored due to non operational GTGs		
3	Jun-25	BDL	BDL	18.20
4	Jul-25	Not monitored due to non operational GTGs		
5	Aug-25	Not monitored due to non operational GTGs		
6	Sep-25	Not monitored due to non operational GTGs		
7	Oct-25	Not monitored due to non operational GTGs		
8	Nov-25	Not monitored due to non operational GTGs		
9	Dec-25	BDL	BDL	16.40
10	Jan-26	BDL	BDL	18.60
11	Feb-26	Not monitored due to non operational GTGs		
12	Mar-26	Not monitored due to non operational GTGs		
	Range (April-25 to March 26)	BDL	BDL	16.4-18.6

BDL: Below Detection Level.

NOISE LEVEL REPORT

Sr.no.	Location	Unit	Limit	Apr-25		May-25		Jun-25		Jul-25		Aug-25		Sep-25		Oct-25		Nov-25		Dec-25		Jan-26		Feb-26		Mar-26	
				L _{day}	L _{night}	L _{day}	L _{night}	L _{day}	L _{night}	L _{day}	L _{night}	L _{day}	L _{night}	L _{day}	L _{night}	L _{day}	L _{night}	L _{day}	L _{night}	L _{day}	L _{night}	L _{day}	L _{night}	L _{day}	L _{night}	L _{day}	L _{night}
1	North	decibel	Day-75 db Night-70db	58.3	49.4	57.6	48.7	58.2	49.2	57.6	48.3	58.6	49.4	57.6	48.4	55.8	46.6	56.4	47.3	55.7	46.7	56.2	47.3	57.3	48.4	56.4	47.3
2	East	decibel	Day-75 db Night-70db	56.1	45.2	55.2	44.5	56.3	45.5	55.7	44.3	56.4	45.7	55.3	44.1	53.6	42.3	54.3	43.6	53.6	42.7	54.3	43.4	55.7	44.3	54.3	43.8
3	West	decibel	Day-75 db Night-70db	57.6	46.7	56.4	45.3	57.6	46.1	56.2	45.6	57.3	46.2	56.7	45.3	54.2	43.7	55.6	44.5	54.2	43.2	55.6	44.7	56.4	45.7	55.6	44.5
4	South	decibel	Day-75 db Night-70db	59.4	48.2	58.1	47.2	59.4	48.4	58.4	47.2	59.1	48.3	58.2	47.6	56.7	45.2	57.2	46.2	56.4	45.5	57.4	46.2	58.2	47.6	57.2	46.2

GROUND WATER QUALITY STATUS REPORT

Sr.no.	Parameter	Unit	Jun-25		Sep-25		Dec-25		Mar-26	
			GW1	GW2	GW1	GW2	GW1	GW2	GW1	GW2
1	Temperature	*C	30	30	30	30	30.5	30.5	29.5	29.5
2	PH	-	8.93	8.4	7.77	8.36	8.08	7.95	8.12	7.24
3	Total Dissolved Solids (TDS)	mg/L	2256	1210	2068	1182	1630	1580	2320	2170
4	Chlorides as CL	mg/L	724.3	187.2	674.2	164.7	189.3	39.7	769.7	479.3
5	Sulphate as SO4	mg/L	144.5	340.5	131.6	126.2	144.6	97.9	265.3	226.3
6	BOD (5 days @ 20°C)	mg/L	2	BDL	3	BDL	BDL	BDL	BDL	BDL
7	COD	mg/L	8.2	BDL	7.6	BDL	BDL	BDL	BDL	BDL
8	Oil & Grease	mg/L	BDL	BDL	BDL	BDL	BDL	BDL	BDL	BDL
9	Phenolic Compound	mg/L	BDL	BDL	BDL	BDL	BDL	BDL	BDL	BDL
10	Zinc as Zn	mg/L	BDL	BDL	BDL	BDL	BDL	BDL	BDL	BDL
11	Total Chromium as Cr+3	mg/L	BDL	BDL	BDL	BDL	BDL	BDL	BDL	BDL
12	Lead as Pb	mg/L	BDL	BDL	BDL	BDL	BDL	BDL	BDL	BDL
13	Cyanide as CN	mg/L	BDL	BDL	BDL	BDL	BDL	BDL	BDL	BDL
14	Flouride as F	mg/L	0.78	1.13	0.56	1.03	0.96	1.06	1.1	1.25
15	Copper as Cu	mg/L	BDL	BDL	BDL	BDL	BDL	BDL	BDL	BDL
16	Insecticide	mg/L	Absent	Absent	Absent	Absent	Absent	Absent	Absent	Absent
17	Pesticide	mg/L	BDL	BDL	BDL	BDL	BDL	BDL	BDL	BDL
18	Mercury as Hg	mg/L	BDL	BDL	BDL	BDL	BDL	BDL	BDL	BDL

BDL*: Below Detection Limit

MARINE WATER QUALITY STATUS REPORT

Sr.no.	Parameter	Unit	Jun-25	Sep-25	Dec-25	Mar-26
			MW	MW	MW	MW
1	Temperature	*C	30	30	30.5	29
2	PH	-	7.92	8.31	7.4	7.25
3	Color	Co-pt	65	55	60	70
4	Total Suspended Solids	mg/L	2505	2436	6390	576
5	Total Dissolved Solids (TDS)	mg/L	17090	16847	25600	27690
6	Chlorides as CL	mg/L	1964.6	1878.3	12252.3	13485.1
7	Sulphate as SO4	mg/L	3690	3534	1604.5	3456
8	BOD (5 days @ 20°C)	mg/L	22	16	7	7
9	COD	mg/L	80.7	77.3	24.9	24.3
10	Oil & Grease	mg/L	BDL	BDL	BDL	BDL
11	Phenolic Compound	mg/L	BDL	BDL	BDL	BDL
12	Zinc as Zn	mg/L	0.172	0.164	0.156	0.157
13	Total Chromium as Cr+3	mg/L	0.084	0.077	0.071	0.081
14	Lead as Pb	mg/L	BDL	BDL	BDL	BDL
15	Cyanide as CN	mg/L	BDL	BDL	BDL	BDL
16	Flouride as F	mg/L	1.16	1.04	5	2.25
17	Copper as Cu	mg/L	0.076	0.061	0.067	0.074
18	Insecticide	mg/L	Absent	Absent	Absent	Absent
19	Pesticide	mg/L	BDL	BDL	BDL	BDL
20	Mercury as Hg	mg/L	BDL	BDL	BDL	BDL
21	Hexavalent Chromium as Cr+6	mg/L	BDL	BDL	BDL	BDL
22	Nickel as Ni	mg/L	BDL	BDL	BDL	BDL
BDL*: Below Detection Limit						

ANNEXURE –III

CSR DETAILS

PLL has constructed a temple at the site for the local people and has contributed towards infrastructure in the area for roads and drinking water.

Community development and welfare measures are taken. Village Luwara has been jointly adopted along with another nearby industry, as directed by PCPIR Welfare Society. Separate fund allocated for CSR.

Some of the schemes completed/under progress are Health Center (construction & operation), drainage and provision of street lights at Village Luwara. Rupees 75 lakh contributed to PCPIR Welfare Society. Two ladies from Luwara village sponsored for nursing course at Vidhyadeep Community college, Bharuch. Sponsored construction of Sanitation scheme at village Muller. Active participation in other Government initiated community development programs.

Installed 10 nos. Emergency solar lighting at prominent places in village Luwara. Donated Rs.1 lac for Bharuch District Civic centre development. Participated in Govt. scheme on KanyaKelvani. Installation of drainage crossings to remove accumulated water at 4 locations within the village Luwara at a cost of Rs. 0.8 lacs. Construction of approach road in village Lakhigaon, Dahej.

PLL has sponsored ‘Mataria Talav drinking water project’ of the Bharuch Municipality Corporation. This project is for the supply of sweet drinking water from the Narmada River to the residents of Bharuch city. MD&CEO handed over cheque for Rs. 25 Lacs to the Collector, Bharuch on 13/06/2011 and further, PLL added Rs. 20 Lacs for the ‘Mataria Talav drinking water project’

PLL installed 50 nos. Emergency solar lighting at prominent places in village Luwara & 10 nos. Emergency solar lighting at prominent places in village Lakhigam of Vagra Taluka in Bharuch District. Provided School Bus to Primary School at Lakhigam Village and also running Primary Health Center at Luwara Village. PLL constructed Bus-stand and extended Gram Panchayat Bhavan building at Luwara Village.

PLL installed 25 Nos. of Solar lights at prominent places in village Lakhigam and Luwara. Contributed Rs. 20 Lakhs in Akshay Patra mid-day meal scheme at villages in and around Dahej location. Also, contributed Rs. 10.00 Lakhs in Gujarat Lion Conservation Society towards procurement of Vehicle.

Primary health services to Luvara village, Gynec health and Pulse Polio campaign (Pakhajan PHC). PLL supported noble cause of Construction of Storm water drainage at Shravan Chokdi to Jambusar by pass (over bridge) in Bharuch. This project is executed under District Collector office.

Request from CDHO (Chief District Health Officer) was received to participate in various health initiatives. PLL agreed during meeting with DM to provide the ambulance for PHC, Pakhajan Village of Vagra Taluka. PLL is supporting Luvara School for reference books, uniform, school picnic and creating awareness on environment, health, safety and security aspects through various programs regularly, rewarding bright students etc. PLL celebrated Shala Pravesh Utsav at Luvara School and distributed tool box to children.

Bharuch has problem of solid waste management and garbage disposal. To improve on cleanliness of the town, PLL is supporting initiative of GREEN BHARUCH CLEAN BHARUCH by donating two dumper placer worth Rs. 23.94 Lakh.

Due to delay in recruitment of teachers, primary schools in and around Dahej has 40% teaching staff. To support education by deploying young educated teachers, PLL sponsored 14 teachers in 4 schools of villages of Dahej, Lakhigam and Luvara.

PLL constructed 11 houses of homeless tribes in Luvara village at a cost of 25 Lakh. PLL initiated drive to make Luvara open defecation free by sponsoring toilets for 172 houses at a cost of Rs. 17.2 Lakh.

As a part of initiative for Swachh Bharat Abhiyan, PLL constructed five toilet blocks for school at Lakhigam, Luvara, Ambetha, Jageshwar & Dahej. Also, PLL has constructed 91 Toilet blocks at an estimated expenditure of Rs. 172 Lakhs for various schools in fifteen district of Assam in co-ordination with Rashtriya Madhyamik Siksha Abhiyan (RMSA).

Cancer screening done (Pep and Breast) for female above 18 years at Luvara village. Establishment of equipment for Ultra Sonography Ward done at General/Civil Hospital, Bharuch. Motivational Awards (Academics and punctuality), School kit and reference books given for Luvara School students. Nutrition and clothing kit (105 nos.) was given to under nourished baby and mother.

PLL has sponsored Drawing competition, Educational tour and uniform distribution at Primary School Luvara. PLL sponsored Medical Equipment such as Eye sight testing, ECG Machine, Spirometer, Pulse Oxymeter etc. to Luvara Primary Health Centre. PLL also celebrated Swach Bharat Pakhwada during 16th June, 2016 to 30th June, 2016 in co-ordination and consultation with neighboring villages, communities, schools etc.

The launch of Project Vidhyagam was organized in Luwara Primary School wherein a classroom library for std. 7 & 8 students is setup. About 130 books (syllabus and general reading including comics, biographies, story books, general knowledge, science fiction in Gujarati, Hindi and English language) has been kept in the library. The idea behind this project is that students develop interest in reading and thus studying. The PLL Disha Ladies Club organized for food and distribution of educational kits for 65 girls in the Orphanage in Bharuch on 11th Sept 2016. A focused group discussion on importance of hygiene and cleanliness was organized by Ladies club members as well.

Roofing item worth Rs. 2 Lacs was provided to the Gram Panchayat Office of Luwara Village for construction of house for 10 tribal families living below the poverty line. This material consisted of cement roof, channel, and hooks. It is expected that the construction of houses will be done by mid-January 2017.

Petronet LNG Limited celebrated the World Sight Day on 13th October 2016 by organizing the Eye Screening Camp for contractual labor at the company premises. The camp was organized in association with Wockhardt Foundation and about 200 labor and 60 employees participated in the same. During the camp; 125 specs and 60 unit of drops were distributed to beneficiaries based on assessment by Doctors.

On the occasion of 147th birth anniversary of Father of Nation Shri Mahatma Gandhi Health and Hygiene talk, Swachhta Selfie Campaign, Drawing Competition at Govt. High School, Lakhigam and other activities were organized as part of Swachh Bharat Abhiyaan.

It is observed that there is a shortage of regular teachers in local schools and severely hampering the quality of education of poor children in schools. To mitigate this problem, PLL has started supporting para teachers in local school and ensuring improvement in quality of education in local schools.

PLL CSR team participated in world school day celebration on 23 March, 2017. As a part of celebration PLL has distributed Uniforms to Std. 8th Students. It was decided to provide two pair of uniforms to all students in school. The uniforms were prepared by Sardar Mahila Vikas Mandal a group of tribal women for employment generation and livelihood opportunity. PLL provided work order worth of Rs. 2,23,980/-

As the students studying in primary schools are coming from BPL and poor families, most of the families are not able to afford educational tours for their children. Every year school is organizing such tour sponsored by PLL. Students will get exposures to various places and gain experience. About 150 students get benefit of this tour and

places covered like Dwarka, Somnath, Porbandar, Smruti Mandir, Naheru Planetorium, Sasan Gir etc.

PLL had sponsored community mass marriage of weaker community, participated in Shala Pravesh Utsav 2017, planted 150 of trees in nearby villages, distributed food packages during water logging observed at nearby villages, supported empowerment of Special children, engaged contractor for repair and maintenance of Toilets in nearby School, arranged sessions for awareness on solid waste management at school.

PLL supported 10th Special Olympics, Bharuch in January, 2018, sponsored project “Kaushal Setu” Skill Development Program with CIPET, Ahmedabad and trained 100 underprivileged youth, supported educational tour for Primary School of Luvara Village, provided para-teachers at school of nearby villages, sponsored community mass marriage of weaker community, supported “Startup Village” project towards Rural Youth Entrepreneurship Development Program, Supporting Swachh Bharat Abhiyan by District Administration Bharuch (Heritage Walk).

PLL signed MoA with Samagra Shiksha Abhiyan, Department of Education, Govt. of Gujarat on 23rd Jan. 2019 at Govt. Primary School, Luvara village for the Development of Primary School at Luvara Village. PLL supported District Level Special Olympics Games which was organized on 23rd February 2019. Around 250 special children, 150 volunteers including PLL volunteers and coaches participated during the event.

(July, 2019 to Dec. 2019)

PLL has signed MoU with ALIMCO to provide Aids and Equipment to disables of Bharuch District. PLL has signed MoU with Wockhardt Foundation to run Mobile Medical Unit (MMU) in nearby villages of PLL plant area. PLL has signed MoU with NHFDC to provide skill training to disable youth of Bharuch District. PLL has supported relief camp for affected community near Lakhigam during monsoon season.

(Jan.2020 to June 2020)

PLL has conducted assessment camps at Jambusar and Vagra Taluka of Bharuch District to Aids and Equipment to disables. Kaushal Setu Skill Training with CIPET Ahmedabad 78 candidates have completed the training and 90% of them got job with the salary range of Rs. 9000 to Rs. 12000. PLL has conducted District Level Special Olympics in partnership with Kalrav Trusy Bharuch and Special Olympics, Gujarat. As a part of COVID-19 pandemic response, PLL has contributed Rs. 34.00 lakhs to

District Health Office, Bharuch to procure PPE Kits, Masks and Sanitise materials for COVID-19 workers. PLL has provided 4300 nos. of Ration kits worth of Rs. 25.00 lakhs to Migrant Labours, and Poor Families of nearby villages. Petronet LNG Limited (PLL) under its CSR initiatives aims at distributing 1,00,000 face masks to the migrant labor communities, slum dwellers, nearby hospitals, local police authorities & Government Offices to combat COVID-19 in the Bharuch District of Gujarat.

(July 2020 to December 2020)

PLL has supported Construction of Primary School, at Luvara village worth of Rs. 1.71 Crore. Construction is about to complete by March, 2021. PLL has distributed aids and equipment to about 250 disabled beneficiaries at Jambusar and Vagra Taluka of Bharuch District. As a part of COVID-19 pandemic response, in addition to supporting District Health Office (CDHO) and Distributing Ration Kits to Migrant Labours, and Poor Families of nearby villages, PLL has prepared 1,00,000 cotton masks through Women SHGs of Bharuch District. About 80 women got indirect employment during pandemic through this initiative. These masks were distributed among local communities of nearby villages, health workers, labour community, Nagarpalika Sawachhta Karmchhari, Special Children and their families, Vegetable vendors, Local Police authorities, Government Offices, Security Guards, PLL employees also participated in mask distribution initiative. These masks were made of Cotton considering its environmental aspect for reusable and bio-degradable properties.

(January, 2021 to June, 2021)

PLL/PLF has signed agreement with Wockhardt Foundation to run Mobile Medical Unit (MMU) in nearby villages of PLL plant area. This MMU is providing its services to nearby villages like Lakhigam, Navi Nagari, Luvara, Jageshwar, Ambetha. More than 5500 patients have been benefited during last six months. PLL/PLF has signed agreement with NHFDC to provide skill training to disabled youth of Bharuch District. First batch of 30 candidates started from April, 2021. PLL/PLF has signed agreement with MOKSHDA to install environment friendly green crematorium system to reduce excessive use of wood. The works are under progress, Construction of Govt. Primary School at Luvara village with 12 classrooms and modern amenities worth of Rs. 1.71 Crs. and Construction of 24 Nos. of widow quarters for BSF worth of Rs. 5.87 Crs. are going to be completed by end of July, 2021. PLL/PLF skill training partner CIPET, Ahmedabad has completed skill training of 75 candidates and remaining 25 candidates are under progress. Candidates have secured jobs of Rs. 10,000 per month to Rs. 15,000 per month post completion of training programme. Most of the CSR projects got delayed due to COVID-19 restrictions.

(July, 2021 to December, 2021)

PLL/PLF has signed agreement with Wockhardt Foundation to run Mobile Medical Unit (MMU) in nearby villages of PLL plant area. This MMU is providing its services to nearby villages like Lakhigam, Navi Nagari, Luvara, Jageshwar, Ambetha. More than 8500 patients have been benefited during last six months. PLL/PLF has signed agreement with NHFDC to provide skill training to disable youth of Bharuch District. First batch of 30 candidate started from April, 2021 and second batch of 20 candidates started in August, 2021 and both batches have been completed during December, 2021. PLL/PLF has signed agreement with MOKSHDA to install environment friendly green crematorium system to reduce excessive use of wood. The works are under progress, Construction of Govt. Primary School at Luvara village with 12 classrooms and modern amenities worth of Rs .1.71 Crs. and Construction of 24 Nos. of widow quarters for BSF widow's worth of Rs. 5.87 Crs. are completed. PLL/PLF skill training partner CIPET, Ahmedabad has completed skill training of 93/100 candidates. Candidate have secured job of Rs. 10,000 per month to Rs. 15,000 per month post completion of training programme. PLL has signed agreement with Bharuch Nagarpalika to provide support for Disaster Management and Swachh Bharat Abhiyan, Bharuch Nagarpalika would procure one fire tender and Road sweeping machine with the financial support of Rs. 1.93 Cr. under PLL CSR Initiatives. PLL has signed an agreement with Gujarat CSR Authority (GCSRA) for construction of Panchayat Bhavan at Lakhigam village. PLL has supported Development of Green Zone beneath newly constructed flyover bridge at Bharuch City.

(January, 2022- June, 2022)

PLL/PLF has signed agreement with Wockhardt Foundation to run Mobile Medical Unit (MMU) in nearby villages of PLL plant area. This MMU-1 is providing its services to nearby villages like Lakhigam, Navi Nagari, Luvara, Jageshwar, Ambetha. More than 15000 patients have been benefited during last six months. PLL/PLF has signed agreement with NHFDC to provide skill training to disable youth of Bharuch District. First batch of 30 candidate started from April, 2021 and second batch of 20 candidates started in August, 2021 and both batches have been completed during December, 2021. This project benefited 50 disable persons with computer skill, Certificate distribution held during June, 2022. PLL/PLF has signed agreement with MOKSHDA to install environment friendly green crematorium system to reduce excessive use of wood. The works are under progress, Construction of Govt. Primary School at Luvara village with 12 classrooms and modern amenities worth of Rs .1.71 Crs. and Construction of 24 Nos. of widow quarters for BSF widow's worth of Rs. 5.87 Crs. are completed. PLL/PLF skill training partner CIPET, Ahmedabad has completed skill training of 93/100 candidates. Candidate have secured job of Rs. 10,000 per month to Rs. 15,000 per month post completion of training programme.

PLL has signed a new agreement with CIPET, Ahmedabad to train 400 candidates in CNC Machine and Plastic Product Manufacturing. First batch of 50 candidate enrolled and initiated. PLL has signed agreement with Bharuch Nagarpalika to provide support for Disaster Management and Swachh Bharat Abhiyan, Bharuch Nagarpalika would procure one fire tender and Road sweeping machine with the financial support of Rs. 1.93 Cr. under PLL CSR Initiatives. PLL has signed an agreement with Gujarat CSR Authority (GCSRA) for construction of Panchayat Bhavan at Lakhigam village with financial support of Rs. 1.13 Crs.. PLL has supported Development of Green Zone beneath newly constructed flyover bridge at Bharuch City with financial support of Rs. 5.00 lakhs. PLL has supported development of Sports facility by Police Department, Bharuch with financial support of Rs. 5.00 lakh. PLL has supported Medical Equipments to Kasturba Hospital, Seva Rural Jhagadia with financial support of Rs. 5.00 lakh. PLL has provided support to Seva Yagaya Samiti for Strengthening of Facilities for Orphan/destitute Old Age Patients at Civil Hospital, Bharuch for Rs. 5.00 lakh. PLL has partnered with National Youth Foundation to Support for School Health Check-Up Program' at 48 Schools of Vagra Taluka, Dist. Bharuch Gujarat for Rs. 19.92 lakh.

(July, 2022- December, 2022)

PLL/PLF has signed agreement with Wockhardt Foundation to run Two Mobile Medical Unit (MMU) in nearby villages of PLL plant area. This MMU-1 is providing its services to nearby villages like Lakhigam, Navi Nagari, Luvara, Jageshwar, Ambetha. MMU-2 is providing services to Dahej, Suva, Rahiyad, Vav, Vadadla, Kadodar and Sambheti More than 30000 patients have been benefited during last six months. PLL has signed a new agreement with CIPET, Ahmedabad to train 400 candidates in CNC Machine and Plastic Product Manufacturing. First batch of 50 candidates and second batch of 45 candidates enrolled and initiated. PLL skill training partner CIPET, Ahmedabad has completed skill training of 39 candidates. Candidate have secured job of Rs. 10,000 per month to Rs. 15,000 per month post completion of training programme. PLL has signed an agreement with Gujarat CSR Authority (GCSRA) for construction of Panchayat Bhavan at Lakhigam village with financial support of Rs. 1.13 Crs. The Construction works are under progress. PLL has partnered with National Youth Foundation to Support for School Health Check-Up Program' at 48 Schools of Vagra Taluka, Dist. Bharuch Gujarat for Rs. 19.92 lakh. This programme successfully completed about 6500 students benefited from this initiative. PLL had partner with Blind People's Association and Torch It to distribute 1000 assistive devises to Divyang Jans of Gujarat State, The Project successfully completed with distribution in various interior districts of Gujarat State.

PLL has celebrated Swachhta Pakhwada 2022 with Say no to Plastic theme, distributed about 20,000 cotton bags prepared by SHGs and various awareness initiatives in local villages. PLL has celebrated Har Ghar Tiranga 2022 Abhiyan, and distributed about 10,000

National Flags prepared by SHGs in local villages. PLL has supported Installation of Dishwasher Machine at Asmita Vikas Kendra, Tralsa (Bharuch) worth of Rs. 4.75 Lakhs.

(January, 2023- June, 2023)

PLL has signed agreement with Wockhardt Foundation to run Two Mobile Medical Unit (MMU) in nearby villages of PLL plant area. This MMU-1 is providing its services to nearby villages like Lakhigam, Navi Nagari, Luvara, Jageshwar, Ambetha. MMU-2 is providing services to Dahej, Suva, Rahiyad, Vav, Vadadla, Kadodar and Sambheti More than 60000 patients have been benefited during last six months.

PLL has signed a new agreement with CIPET, Ahmedabad to train 200 candidates in CNC Machine and Plastic Product Manufacturing. PLL skill training partner CIPET, Ahmedabad has completed skill training of 110 candidates. 90% Candidates have secured job of Rs. 10,000 per month to Rs. 15,000 per month post completion of training programme. PLL has signed an agreement with Gujarat CSR Authority (GCSRA) for construction of Panchayat Bhavan at Lakhigam village with financial support of Rs. 1.13 Crs. The Construction works are under progress.

PLL has signed an agreement with Gujarat CSR Authority (GCSRA) for construction of Govt. Primary School Building at Lakhigam village with financial support of Rs.2.41 Crs. The building plan, design and estimates preparation under progress.

PLL has signed an agreement with Vikas Centre for Development for Pond Redevelopment at Luvara village with project cost of Rs. 95.00 lakh. This project would ensure preservation of natural resources, ground water recharged and reduce salinity in this area.

PLL has signed an Agreement with Ekal Gramothan Foundation to Support Basic Computer Education in Interior Tribal Villages of Narmada and Bharuch District. About 300 youth gets trained on basic computer education.

PLL has signed an MoU with District TB Office, Bharuch and Seva Yagya Samiti for Pradhan Matri TB Mukta Bharat Abhiyan. PLL is supporting nutrition kit for 300 TB patients of Bharuch Taluka for six month with project cost of Rs. 18.00 lakh.

PLL has supported District Level Special Olympics for Special Children in Bharuch District. Every Year about 250 special children participate in 25 different sports games. Winners gets chance to represent at State and Nation event.

PLL has supported Development of Sprots Ground at Govt. High School, Lakhigam. PLL has supported women empowerment through livelihood support for Papad making Gruh udhyog. PLL has supported development of Garden and Recreation area at Luvara village. PLL has supported fisherman community in local area through distribution of Fishing Kit which is useful for seasonal fishing activities for local community.

PLL CSR & HSE Team has conducted Community Awareness Program on Industrial Safety, and Fire Safety in local Schools and Villages.

(July, 2023 – September, 2023)

PLL has celebrated Swachhta Pakhwada 2023 and conducted various awareness programs on Health and Sanitation, Medical Check ups in Schools and Villages, Swachhta Pledge, Wall Painting in villages, Nukkad Natak, Employee Quiz, Painting Competition, Reels Competition, Beach Cleaning etc. It was 15 days long celebration involving 35 stakeholders and more than 1700 participants.

PLL has extended support for flood affected area of Bharuch district by providing Mobile Medical Unit and 500 Ration Kits to District Administration, Bharuch.

PLL supported two Mobile Medical Unit in partnership with Wockhardt Foundation is providing its services in 10 nearby villages on daily basis and facilitated medical services free of cost to more than 3000 patients on monthly basis.

(October, 2023 – March, 2024)

Inauguration of 24 No. of BSF Widow Quarters at BSF Campus, Gandhinagar in presence of IG, BSF and GGM & President (Plant Head) and handedover keys to beneficiaries.

PLL supported Papad Making Unit at Lakhigam Village benefitting Self Help Group for home based employment.

PLL Supported District Level Special Olympics, 2023 about 250 special children participated in 25 different games.

PLL facilitated by District Administration, Bharuch for supporting TB Mukta Bharat Abhiyan in Bharuch District.

PLL facilitated by Kalrav Charitable Trust, Bharuch for supporting Special Olympics 2023.

PLL supported two Mobile Medical Unit in partnership with Wockhardt Foundation is providing its services in 10 nearby villages on daily basis and facilitated medical services free of cost to more than 3000 patients on monthly basis.

Kaushal Setu Skill Training – CIPET Ahmedabad, Sh. Sanjay Kumar GGM & President (Plant Head) PLL Dahej visited CIPET Ahmedabad and facilitated candidates with certificates and employment letter. Total 176 Candidates have completed the training and received placement of Rs. 10,000 to Rs. 15,000 per month.

PLL has signed an MOA with CIPET, Ahmedabad for Kaushal Setu Skill Training, Sh. Sanjay Kumar GGM & President (Plant Head) PLL Dahej signed an MOA for residential training of 200 candidates including 50 female candidates.

(April, 2024 – September, 2024)

PLL has conducted, Free Eye and Body Check up Camps in 10 Villages of Bharuch in partnership with Mahavir Foundation,

PLL has developed recreation area (Garden) facility at Luvara village for wellbeing of community through recreation, about 2500+ community members and their children getting benefits of this facility on regular basis.

PLL has supported Construction of Shri PJ Chheda Janta Vidhyalaya at Dahej, PLL has funded development of two classroom and multimedia room facilities within school building, about 750+ students of Std. 9 to Std. 12 will be benefitted through this initiative,

PLL has supported community mass marriage at Dahej village, about 45 couples participated in less expensive marriages, PLL has encourage them with providing utensils kit.

PLL has celebrated Swachhata Pakhwada 2024 involving various stakeholders like 15 villages, 12 schools, 4 NGO partners and PLL volunteers, participated in various Awareness activities, Nukkad Natak, Health Camps Competitions, Wall paintings, RO installation, School Toilet Renovation etc, about 2500+ people connected through various activities and benefitted.

Kaushal Setu Skill Training – CIPET Ahmedabad, Project competed Total 198 Candidates have completed the training and received placement of Rs. 10,000 to Rs. 15,000 per month.

PLL has signed an MOA with CIPET, Ahmedabad for Kaushal Setu Skill Training, Sh. Sanjay Kumar GGM & President (Plant Head) PLL Dahej signed an MOA for residential training of 200 candidates including 50 female candidates. About 66 Candidates are under training period.

(October, 2024 – March, 2025)

PLL Dahej CSR activities honoured by Gujarat Employer's Organisation, 2nd runner up for Year 2024-25,

Facilitation and Certificate received from Ministry of Health and Family Welfare, Govt. of India for TB Mukh Bharat Abhiyan Project,

Construction of Panchayat Bhavan, Lakhigam Village project worth Rs. 1.13 Cr, completed and handed over to Gram Panchayat,

Celebrated Swachhata Pakhwada - 2025 and Swachhata Hi Seva 2025 impacted 15+ nearby villages, 30+ stakeholders, 150+ PLL contract workers and 4000+ local community members,

Supported Community Mass Marriages for Poor families in nearby villages and impacted 100+ newly married couples

PLL Supported for Construction of School Building at Dahej (Multimedia Room and 2 No. of Classrooms) for Rs. 49 L, Project completed and impacted 750+ students of secondary and higher secondary

PLL developed recreation facility at Luvara Village impacted 1500+ local community members

PLL conducted Free Eye and Body Check ups in 10 nearby villages, impacted 5800+ community members, 887 spectacle distributed and 1000 Ration kits and sanitary pads distributed.

PLL Mobile Medical Units provided free medical services in nearby 15 villages throughout year, impacting more than 2500+ patients on monthly basis,

PLL signed an MoA with Vikas Centre for Development for Redevelopment of Pond at Luvara village for Rs. 94.00 L and 90% project have been completed.

PLL signed an MoA with CIPET : IPT Ahmedabad for Kushal Setu Skill Training Program to provide sustainable employment to 200 candidates in two years, 97/100 candidates have been trained and placed in allied industries with salary range of Rs. 15000 to Rs. 25000 per month,

(April, 2025 – October 2025)

PLL Mobile Medical Units provided free medical services in nearby 15 villages throughout year, impacting more than 2600+ patients on monthly basis,

PLL signed an MoA with Vikas Centre for Development for Redevelopment of Pond at Luvara village for Rs. 94.00 L and Project completed and handed over to Gram Panchayat, Luvara

PLL signed an MoA with CIPET : IPT Ahmedabad for Kushal Setu Skill Training Program to provide sustainable employment to 200 candidates in two years, 160/100 candidates have been trained and placed in allied industries with salary range of Rs. 15000 to Rs. 25000 per month,

Celebrated Swachhata Pakhwada - 2025 and Swachhata Hi Seva 2025 impacted 15+ nearby villages, 30+ stakeholders, 150+ PLL contract workers and 18757 local community members, students and planted 155 tree saplings

PLL has supported Distribution of Aid and Assistive Devices to Disables of Bharuch-Narmada District under CSR Initiatives, Nation Association for Blind, Bharuch has requested PLL to support about 65 Disables with Aid and Assortative Devises, it includes Joystick Wheelchair Tricycle Conventional Hand Propelled, C.P. Wheelchair With Commode, Sugamya Cane, Foldable Walker, Hearing Aid, etc,

MoA was signed between Petronet LNG Ltd. (PLL) and Gujarat Council of School Education (GCSE), Samagra Shiksha, Govt of Gujarat for Construction of School Building at Government Primary School, Ambetha

This project includes construction of new school building with a cost of Rs. 2.44 Cr., it comprise of G +2 Building, 07 no. of Rooms and toilets/urinals on each floors, This initiative would benefit 150 students of Ambetha villages by getting infrastructure support for better educational facilities,

(November, 2025 – March 2026)

Celebrated Swachhata Pakhwada 2025 and Swachhata Hi Seva 2025 impacting 29,042 community members across 60 villages through health checkups for women with sanitary pad distribution, plastic waste collection across 30 schools, cleanliness awareness games, and tree plantation of 155 saplings. Installed 4 plastic recycle benches demonstrating circular economy principles while engaging students in waste segregation and recycling practices.

Provided emergency humanitarian assistance to 1,000 flood-affected individuals across 5 villages in Punjab delivering food supplies, clean drinking water, temporary shelter materials, and essential medicines demonstrating swift disaster response beyond operational areas.

Provided fully-equipped ambulance with life-saving equipment to Government Hospital, Bharuch serving 15,000 patients annually ensuring timely emergency medical transportation for urgent hospitalization, maternity care, and inter-facility transfers.

Enhanced Bharuch's disaster response infrastructure through fire tender vehicles, hydraulic rescue tools, thermal imaging cameras, breathing apparatus, and flood rescue equipment to Nagarpalika Bharuch protecting 4,500 lives annually through faster emergency response.

Implemented Petronet Top 10 Scholarship Program providing comprehensive financial assistance covering fees, textbooks, uniforms, and educational materials to 60 meritorious students from Lakhigam and Luvara villages enabling quality education without financial constraints.

Conducted bird rescue operations during Uttarayan 2026 under Karuna Abhiyan rescuing 60+ birds injured by kite strings while conducting community awareness campaigns about eco-friendly manja and responsible kite-flying practices.

Provided professional self-defense training to 250 school and college girls across 15 villages covering physical defense techniques, situational awareness, legal rights awareness, and psychological empowerment building self-esteem and fearlessness.

Distributed educational books, reference materials, and supplementary reading resources to 15 government schools benefiting 15,000 students bridging resource gap between government and private schools.

Completed infrastructure development at Government Primary Schools in Eksal and Kesrol villages including classroom construction, child-friendly furniture, drinking water facilities, gender-segregated toilets, and playground development benefiting 500 students.

Conducted multi-specialty health camps across 10 villages providing health checkups, eye examinations, ECG, BP monitoring, and blood sugar testing to 6,445 villagers distributing 975 free spectacles, 1,000 nutrition kits, and sanitary napkins.

Distributed assistive devices through ALIMCO partnership including motorized tricycles, wheelchairs, hearing aids, artificial limbs, and mobility aids to 84 Divyangjan restoring dignity, independence, and enabling social participation.

Conducted eye screening across 10 government primary schools examining 2,500 students with immediate provision of free prescription spectacles improving academic performance and educational equity.

Provided advanced histopathology equipment to Smt. Jayaben Mody Multispecialty Hospital, Ankleshwar enabling cancer diagnosis and tissue analysis benefiting 1,500 patients annually improving treatment outcomes.

Facilitated community mass marriage ceremony bringing together 55 couples (110 individuals) across caste boundaries with dignified arrangements providing financial relief while promoting inter-caste harmony and reducing dowry pressure.

Provided dedicated ambulance serving fisherfolk populations across 15 villages with 24/7 emergency medical transport benefiting 15,000 community members reducing maternal mortality and improving accident survival rates.

Operated mobile medical vans year-round across 15 villages with qualified doctors and nurses providing primary healthcare, maternal-child services, chronic disease management, and free medicines to 28,800 individuals annually.

Provided geriatric care equipment including mobility aids, healthcare devices, and comfort aids to Seva Yagya Samiti, Bharuch benefiting 125 senior citizens ensuring dignified aging.

Laid foundation stone for new school buildings at Lakhigam (8 classrooms) and Ambheta (7 classrooms) villages that will create modern learning infrastructure with digital facilities, toilets, drinking water, and playgrounds benefiting 400+ students.

Signed MoA with GCSRA for two advanced road sweeping machines for GIDC Sanand benefiting 50,000+ residents daily through mechanized cleaning replacing manual labor and enhancing urban cleanliness.

Completed Kaushal Setu partnership with CIPET Ahmedabad where 170 candidates completed 6-month residential training in plastics technology achieving 100% placement with salaries ranging ₹16,000 to ₹25,000 monthly.

CSR Activities Glimpse of July, 2022-December, 2022.

Widow Quarters 24 Nos. at BSF, Gandhinagar



Construction of Primary School Luvara Village



Kaushal Setu Skill Training – CIPET Ahmedabad, MOA Signed (P-III)



Mobile Health Unit (MHU) (Wockhardt Foundation)





Promote fitness and encouragement of sports activities by Police Department, Bharuch



Agreement Signed with GCSRA for Construction of Panchayat Bhavan at Lakhigam village



Visit of Seva Rural Jhagadiya



Distribution of 1000 Saarthi Assistive Devices to 1000 Blind persons in Gujarat State





Certificate Distribution for NHFDC Skill Training for Disables



Handover Old age care facility to Seva Yagya Samiti



Visit of Ashmita Vikas Kendra, Tralsa



Construction of Panchayat Bhavan, Lakhigam



Visit of IIT-Gandhinagar



Skill Development Workshop on for promotion of Art & Culture



Har Ghar Tiranga Celebrations



Free School Health Care Camps at 48 Govt, Schools of Vagra Taluka



Dahej, Gujarat, India
 PH7M+9CM, opp. Shree Mahalaxmi Temple, Dahej,
 Gujarat 392130, India
 Lat 21.713481°
 Long 72.583686°
 12/09/22 12:48 PM GMT +05:30



Dahej, Gujarat, India
 PH7M+9CM, opp. Shree Mahalaxmi Temple, Dahej,
 Gujarat 392130, India
 Lat 21.713486°
 Long 72.5836°
 12/09/22 12:45 PM GMT +05:30



CSR Activities Glimpse from January 2023, to September, 2023.

Kaushal Setu Skill Training – CIPET Ahmedabad, MOA Signed (P-III)





Mobile Health Unit (MHU) (Wockhardt Foundation)



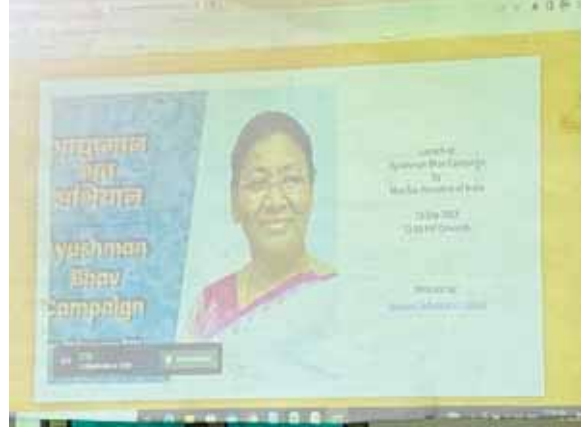


Ekal on Wheel, Ekal Gramothan Foundation



TB Mukat Bharat Abhiyan





Distribution of Fishing Kits at Luvara Village



MoA for Construction of Govt. Primary School, Lakhigam Village



Safety Awareness at Luvara Village



Redevelopment of Pond at Luvara Village



Swachhta Pakhwada 2023





Swachhta Hi Seva - 2023



MMU Services in Flood Affected Areas



Ration Kit Handover to District Administration, Bharuch



Inauguration of 24 No. of BSF Widow Quarters at BSF Campus, Gandhinagar



Papad Making Unit at Lakhigam Village benefitting Self Help Group for home based employment





District Level Special Olympics 2024



Falication for TB Project by District Administration Bharuch



Falication for Special Olympics Project by KALRAV Cheritable Trust Bharuch



Kaushal Setu Skill Training – CIPET Ahmedabad, MOA Signed (P-IV)



CSR Activity Glimpses: April, 2024 – September, 2024

Free Eye and Body Checkup Camps in 10 nearby Villages





Development of recreation area (Garden) at Luvara Village





Support for Construction of School Building at Dahej (Multimedia Room and 2 No. of Classrooms)



Support for Community Mass Marriage for Poor Families





Beach Cleanup Drive 25.04.2024



Beach Cleanup Drive 04.07.2024



Swachhta Pakhwada – 2024











Closing Ceremony Swachhata Pakhwada – 2024





Kaushal Setu Skill Training – CIPET Ahmedabad, MOA Signed (P-IV)





Glimpse of CSR Activities : October, 2024 – March 2025

Swachhata Hi Seva – 2024









MOU Signed with Gujarat Commerce and Science Collage, Dahej





TB Mukta Bharat Abhiyan - 2025



3rd GEO CSR Award – 2025



Closing Ceremony Swachhata Pakhwada – 2025



Support for Community Mass Marriage for Poor Families, Suva Village



Tree Plantation drive on Women's Day 2025



Health Awareness drive on Women's Day 2025





Celebration of World TB Day 2025



Construction of Govt. Primary School, Ambetha Village



Support for Aid and Assistive Devices to Disables of Bharuch-Narmada District



Swachhata Pakhwada - 2025





Swachhata Hi Seva – 2025





Redevelopment of Pond at Luvara Village











Kaushal Setu Skill Training – CIPET Ahmedabad, MOA Signed (P-IV)

Supporting Kaushal Setu Skill Training Program under PLL CSR Initiatives

We are pleased to share the successful completion of residential Skill Development Training Programs conducted by CIPET: IPT Ahmedabad under PLL's CSR initiative.

Program Completion:

Two specialized training programs were successfully completed:

1. **Machine Operator - Plastic Processing (MO-PP):** 20 candidates
2. **Machine Operator & Programmer - CNC Milling:** 25 candidates

Total Trained: 45 candidates

Valedictory & Certification Ceremony:

Date: December 3, 2025

Venue: CIPET: IPT Ahmedabad

Chief Guest: Sh. Sanjay Kumar, GGM & President (Plant Head)

Placement Achievement:

All eligible candidates received placement offers with salary packages ranging from **Rs. 17,500 to Rs. 25,000 per month.**

Ceremony Highlights:

Sh. Sanjay Kumar presented certificates and placement letters to all successful candidates. Candidates shared their learning experiences and valuable feedback about the training program.

This initiative has successfully equipped 45 youth including Five females with industry-relevant skills, enabling dignified employment and demonstrating PLL's commitment to skill development and employment generation.





Mobile Health Unit (MHU) (Wockhardt Foundation)

Petronet LNG Limited (PLL) demonstrates its commitment to community welfare through comprehensive healthcare services in the Dahej region. Our initiative includes:

Mobile Medical Units: Two fully-equipped units serve 15 villages surrounding the Dahej Terminal

Monthly Impact: Over 2,500 patients benefit from free medical consultations, diagnostic tests, and medicines

Health Awareness: More than 8 medical awareness camps are organized monthly, covering diverse health topics and disease prevention strategies





Support for Aid and Assistive Devices to Disables of Bharuch-Narmada District

PLL has supported Distribution of Aid and Assistive Devices to Disables of Bharuch-Narmada District under CSR Initiatives,

Nation Association for Blind, Bharuch has requested PLL to support about 65 Disables with Aid and Assortative Devises, it includes Joystick Wheelchair Tricycle Conventional Hand Propelled, C.P. Wheelchair With Commode, Sugamya Cane, Foldable Walker, Hearing Aid, etc, PLL has procured these devises from ALIMCO and delivered to NAB, Bharuch. NAB Bharuch has identified beneficiaries in need and organised distribution event on 06th June, 2025.

Shri, Major JS Chauhan, GM (Security) PLL, Trustees of NAB, Bharuch, Officials of Social Defence Office, Bharuch were present during the event, All guests and beneficiaries have appreciated PLL CSR initiative, Local Print and Eletronic Media has covered this event for larger publicity,



Swachhata Hi Seva – 2025

We are pleased to update you on the successful village outreach programs conducted by the PLL Dahej Team and our GETs/MTs team as part of our ongoing Swachhata Hi Seva Campaign 2025 initiative.

Program Activities:

Nukkad Natak Performance: Our GETs/MTs team delivered an informative and engaging street play titled "**Hum Badenge to Desh Badlega**" (We Change, Nation Changes). The performance comprehensively covered key social awareness topics including:

- Social Media Awareness and Digital Literacy
- Fake News Recognition and Prevention
- Cleanliness and Hygiene Practices
- Anti-Corruption Awareness

- Importance of Girl Child Education

Program Impact: Location: Govt. Commerce and Science Collage, Dahej

Participation: Approximately **65 students** actively engaged in the programs with Collage Principal and Teaching staff participated enthusiastically, ensuring comprehensive community engagement





Swachhotsav 2025 - Green Navratri Celebration





Support for Medical and Fire Safety Equipment at 14 Health Sub-Centers of Vagra Taluka, Bharuch



Support for Sports Training Program for Specially Abled Youth and Children



Closing Ceremony - Plastic Waste Awareness & Collection Drive



Inauguration of upgraded educational facilities at Government Commerce & Science College,





Inauguration of Rooftop Solar Installation at Jaishri Jalaram Old Age Home, Bharuch





Eye & Health checkup Camps





Bird Rescue & Rehabilitation Initiative - Supporting Karuna Abhiyan





Swachhata Pakhwada & Swachhata Hi Seva 2025 - Closing Ceremony





Empowering Girls Through Self-Defense Training





Supporting Community Mass Marriage - Empowering 55 Couples





2nd Runner-Up at GEO Excellence Awards 2026 for CSR Leadership



Project Udaan - Empowering 12,000+ Students for Board Exams





Distribution of Assistive Equipment to 84 Divyangjan





MoA Signing - Street Broomers for GIDC Sanand - Environmental Sustainability Initiative



Certificate of Conformity

Standard: Petroleum and Natural Gas Regulatory Board (Codes of Practices for Emergency Response and Disaster Management Plan (ERDMP)), Regulations, 2010 and amendment 2025.

Certificate Number: **BOSAI/0786**

Certificate Holder: **Petronet LNG Limited, Dahej LNG Terminal**

Scope: **Review & implementation of ERDMP as per the PNGRB Regulations.**

This is to certify that **BOSAI SAFETY PRIVATE LIMITED**, approved TPIA by PNGRB vide Registration No. PNGRB/Tech/11-TPIA/(1)/2024 (E-4902) dated 21.03.2025 have reviewed and assessed the **ERDMP document prepared by Petronet LNG Limited, Dahej LNG Terminal** and found the same in conformity with the **Petroleum and Natural Gas Regulatory Board (Codes of Practices for Emergency Response and Disaster Management Plan (ERDMP)), Regulations, 2010 and amendment 2025.**

The audit team conducted site assessment visit on 29.09.2025, 30.09.2025 & 01.10.2025 at **Petronet LNG Limited, Dahej LNG Terminal**, to review implementation of ERDMP as per the requirement and found the same to be compliant.

This certificate is being issued to **Petronet LNG Limited, Dahej LNG Terminal** for their compliance of ERDMP documents as per PNGRB Regulations. 2010 and amendment 2025.

Issued on: 16/10/2025, Valid till: 28/09/2028 (Three Years from the date of Audit)

(D.K. SINGH)
Chief Executive Officer

Note:

1. This Certificate is valid for maximum 5 years from the date of Audit or till any major Modification/ Revamp in the facility or as per directives of PNGRB whichever is earlier.
2. Certificate is issued on the basis of assessment carried out and valid only with the maintaining the compliance of PNGRB regulations & OISD and other statute.
3. BSPL does not take any responsibility of any incident/loss occurred due to violation of any condition in future including human error on continual basis.



Bureau Veritas Certification

Annexure V

PETRONET LNG LTD.



PLOT NO. 7/A, GIDC INDUSTRIAL ESTATE, DAHEJ, TALUKA : VAGRA, DISTRICT: BHARUCH – 392 130, GUJARAT, INDIA.

Bureau Veritas Certification Holding SAS – UK Branch certifies that the Management System of the above organisation has been audited and found to be in accordance with the requirements of the Management System Standards detailed below.

Standards

ISO 9001:2015, ISO 14001:2015 & ISO 45001:2018

Scope of certification

PORT OPERATION, RECEIPT, STORAGE, RE-GASIFICATION OF LNG, DISPATCH OF RLNG & LNG.

Original cycle start date for ISO 9001 & ISO 14001: 21 January 2005

Original cycle start date for ISO 45001: 11 March 2021

Recertification cycle start date: 30 June 2025

Subject to the continued satisfactory operation of the organisation's Management System, this certificate is valid until: 30 July 2028

Certificate No. IND.25.849/IM/U Version: 1 Issue date: 30 June 2025

Handwritten signature of Dr. JN Manian

For certificate authenticity, click here https://certcheck.ukas.com/

ISO 9001	IN051279
ISO 14001	IN051277
ISO 45001	IN051276



Signed on behalf of BVCH SAS UK Branch Dr. JN MANIAN Director – CERTIFICATION, South Asia Commodities, Industry & Facilities Division

Certification body address: 8th Floor, 100 Lower Thames Street, London, EC3R 8DL, United Kingdom.

Local office: Bureau Veritas (India) Private Limited (Certification Business) 72 Business Park, Marol Industrial Area, MIDC Cross Road 'C', Andheri (East), Mumbai – 400 062, India.

Further clarifications regarding the scope of this certificate and the applicability of the management system requirements may be obtained by consulting the organisation. To check this certificate validity please call + 91 22 8274 2000.



Annexure – VI Mangroves Plantation Details

Mangroves planted in 50 ha. area at **NADA** Coast during 2009-10



Mangroves planted in 100 ha. area at Ankalva Coast during 2010-11



Mangroves planted in 200 ha. area at Ankalva Coast during 2011-12



Mangroves planted in 200 ha. area at Ankalva Coast during 2012-13





Mangroves planted in 200 ha. area at Bhavnagar Coast during 2013-14



Mangroves planted in 200 ha. area at Bhavnagar Coast during 2014-15



Mangroves planted in 50 ha. area at at Kentiyajal Coast during 2014-15



Mangroves planted in 50 ha. area at Gadhula, Talaja Coast during 2016-17




Mangroves planted in 200 ha. area at at Kantiyajal Coast during 2023-24




Mangroves planted in 100 ha. area at at Paniyadra Coast during 2023-24



Mangroves planted in 200 ha. area at at Katpore Coast during 2024-25



Mangroves planted in 100 ha. area at at Ishanpur Coast during 2024-25



Mangroves planted in 175 ha. area at at Paniyadra Coast during 2024-25



Mangroves planted in 325 ha. area at at Dahej Coast during 2024-25




MARINE ECOLOGICAL MONITORING REPORT

FOR

M/s.PETRONET LNG LIMITED., DAHEJ

DECEMBER 2025



PREPARED BY: M/S.UNISTAR ENVIRONMENT AND RESEARCH LABS PVT. LTD.



**Marine Ecological Monitoring at
M/s.Petronet LNG Limited., Dahej Terminals**



Prepared by: M/s UniStar Environment and Research Labs Pvt. Ltd.

PREFACE

Petronet LNG Limited (PLL) has established South East Asia's first LNG Receiving and Regasification Terminal at Dahej, Gujarat, with an initial capacity of 5 MMTPA. The terminal was developed in a record time and at a benchmark cost, reflecting PLL's commitment to excellence in infrastructure development. Over the years, the terminal capacity has been expanded in phases to the present level of 17.5 MMTPA and is further under expansion to reach 22.5 MMTPA.

The Dahej Terminal is equipped with eight LNG storage tanks, advanced vaporization facilities, and two LNG jetties capable of handling Q-Flex and Q-Max LNG vessels. It is the largest single-location LNG storage and regasification terminal in India and plays a vital role in the country's energy security. The terminal handles a significant share of India's LNG imports and contributes substantially to the nation's natural gas consumption.

In addition to pipeline-based gas supply, PLL Dahej supports small-scale LNG distribution through cryogenic truck loading facilities, enabling LNG supply to regions not connected by gas pipelines. The terminal has dedicated truck loading bays and serves as a hub for the development of the small-scale LNG business in India.

Recognizing the importance of environmental protection and sustainable operations, Petronet LNG Limited has entrusted the work of Marine Ecological Monitoring at Dahej Terminal to M/s UniStar Environment and Research Labs Pvt. Ltd. The monitoring program is aimed at assessing the marine environmental conditions in and around the terminal area and ensuring compliance with applicable environmental regulations while supporting environmentally responsible terminal operations.

These Marine Ecological Monitoring reports provide a data obtained from monitoring and analysis activities undertaken on the date 27.12.2025. (December-2025)

Date: 17/01/2026

M/s. UniStar Environment and Research Labs Pvt. Ltd.

White house, Char Rasta, Vapi-396 191

Approved by

**Head - Environmental Services
(Jaivik Tandel)**



TABLE OF CONTENTS

NO.	Contents	Page No.
Introduction To Project		4
1.1	Background	4
1.2	Objectives	4
1.3	Scope of Work	4
1.4	Sampling Strategy	5
1.5	Team Members	7
Water Quality		8
2.1	Marine Water quality	8
2.2	Physico-chemical Water analysis result	9
Biological Characteristics (Biodiversity Studies)		11
3.1	Planktonic forms	11
3.2	Zooplankton Diversity	12
3.3	Macro-Benthic Fauna	16
3.4	Benthic Diversity	17
3.5	Avifaunal Diversity	21
3.6	Mangroves	22
3.7	Phytoplankton Diversity	23
3.8	Phytoplankton Pigments (Chlorophyll <i>a</i> And Pheophytin)	31
3.9	Chlorophyll <i>a</i> And Pheophytin Concentrations	31
4.0	Conclusion	33
Map / Photos / Images/Graph		
1	Sampling locations of Subtidal and intertidal Zone at M/s. PLL., Dahej Terminals	6
2	Zooplankton population in the sub-tidal waters	14
3	Zooplankton population in the inter-tidal waters	15
4	Dominant groups of Zooplankton	15
5	Microphotographs of Zooplanktons	16
6	Subtidal macro benthos abundance (nos./m ²) during high tide and low tide	18
7	Inter-tidal macro benthos abundance	20
8	Percent composition of Subtidal benthic taxa from the marine waters	20
9	Microphotographs of microbenthic organisms	21
10	High Tidal Level (HTL) phytoplankton abundance (nos. x10 ² / L)	26

NO.	Contents	Page No.
11	Low Tidal Level (LTL) phytoplankton abundance (nos. $\times 10^2$ / L)	28
12	Inter-tidal phytoplankton abundance (nos. $\times 10^2$ / L)	30
13	Microphotographs of phytoplankton	30
14	Sampling Photographs	36
Tables		
1	Co-ordinates of subtidal and intertidal sampling stations	5
2	Methodology of Physico chemical Water Analysis	8
3	Physico-Chemical Water Analysis Results	9-10
4	Test methods for phytoplankton, Zooplankton, Chlorophyll <i>a</i> and Pheophytin, Macro benthos analysis	12
5	Population (nos./100 m ³) and biomass (ml/100 m ³) of various zooplankton groups in the sub-tidal area	13
6	Population (nos./100 m ³) and biomass (ml/100 m ³) of various zooplankton groups in the inter-tidal area	14
7	Faunal composition, density (nos./m ²) and biomass (g/m ²) of the macro benthos community in the sub-tidal region	18
8	Faunal composition, density (nos./m ²) and biomass (g/m ²) of the macrobenthos community in the inter-tidal region	19
9	List of bird species observed in the study area.	22
10	Phytoplankton abundance (cells $\times 10^2$ /L) at different sampling stations during High Tide Level (HTL) in the coastal waters	25
11	Phytoplankton abundance (cells $\times 10^2$ /L) at different sampling stations during Low Tide Level (LTL) in the coastal waters	27
12	Phytoplankton abundance (cells $\times 10^2$ /L) at different sampling stations during Intertidal zone	29
13	Chlorophyll <i>a</i> , Pheophytin concentrations in the surface marine water at High Tide level (HTL) and Inert-tidal zone (IT)	32
14	Chlorophyll <i>a</i> , Pheophytin concentrations in the middle marine water at High Tide level (HTL)	32
15	Chlorophyll <i>a</i> , Pheophytin concentrations in the bottom marine water at High Tide level (HTL)	32
16	Chlorophyll <i>a</i> , Pheophytin concentrations in the surface marine water at Low Tide level (LTL)	32
17	Chlorophyll <i>a</i> , Pheophytin concentrations in the middle marine water at Low Tide level (LTL)	33
18	Chlorophyll <i>a</i> , Pheophytin concentrations in the bottom marine water at Low Tide level (LTL)	33

❖ INTRODUCTION

1.1 Background:

The Marine Ecological Monitoring involves Physico-chemical and biological analysis of Marine water. Marine water quality of Sub-tidal and Intertidal regions, Flora and Fauna analysis in marine water area and Benthos in inter-tidal and sub-tidal analysis for the Petronet LNG Ltd. (Dahej LNG Terminal). Water samples are collected from different location (station) and Benthos sample are collected from High water and low water transect areas. Samples are brought to the laboratory by the field sampling team and the analysis was carried out in our laboratory and the results are presented in this report.

1.2 Objectives:

The primary objectives of this study are,

- a) To evaluate the physico-chemical parameters of seawater for better understanding of water quality in study region.
- b) To assess the marine biological status of the study region with quantitative and qualitative data of marine organisms (phytoplankton, zooplankton, and macrobenthos).
- c) To recommend adequate marine environmental management measures.

1.3 Scope of work

Sample collection on spatial basis for the Petronet LNG Ltd. (Dahej LNG Terminal) to evaluate the following parameters:

a) Marine Biological Water quality sample analysis from subtidal region

Water quality will be assessed for Temperature, pH, Turbidity, Total suspended solids, salinity, Oil & grease, Dissolved Oxygen (DO), Biochemical Oxygen Demand (BOD), Calcium Carbonate, Alkalinity, Petroleum Hydrocarbons (PHc), Total Phosphate, Nitrate, Ammonical nitrogen, Total nitrogen and Total coliform.

b) Biological Analysis of collected sample with respect to phytoplankton, zooplankton and Chlorophyll from subtidal region

c) Sampling of benthic communities from subtidal region between Low tide and high tide

d) Intertidal flora/fauna Qualitative and quantitative estimations: phytoplankton, pollution and generic diversity, primary productivity, zooplankton standing stock, microbenthic standing stock subtidal region, sea grass, algae, sea weeds, crustaceans, fishes mangroves and migratory birds etc.

1.4 Sampling strategy

To evaluate the influence of activity at the Petronet LNG Ltd. (Dahej LNG Terminal), sedimentary parameters and marine biota present sampling was carried out on dated.27.12.2025

Table 1: Co-ordinates of subtidal and intertidal sampling stations

Stations			Co-ordinates	
Sub-tidal (ST)	ST-1	HTL	21°40.880'N	72°29.807'E
		LTL	21°40.887'N	72°29.948'E
	ST-2	HTL	21°39.867'N	72°29.799'E
		LTL	21°39.880'N	72°29.790'E
	ST-3	HTL	21°39.100'N	72°29.800'E
		LTL	21°39.055'N	72°29.801'E
	ST-4	HTL	21°38.130'N	72°30.432'E
		LTL	21°38.020'N	72°30.587'E
Intertidal (IT)	IT-01		21°40.572'N	72°30.921'E
	IT-02		21°40.559'N	72°30.586'E
	IT-03		21°40.128'N	72°30.950'E
	IT-04		21°39.896'N	72°30.629'E

a) Sampling frequency:

All Sampling subtidal stations were monitored during flood to ebb. Water samples were collected in Triplicate (surface, Middle and bottom) for assessing water quality and marine biological characteristics.

Intertidal sampling was completed during low tide, for assessed Macro benthic fauna samples were collect in duplicate from each transects.

Figure 1. Sampling locations of Subtidal and Intertidal at M/s.Petronet LNG Limited., Dahej Terminals



b) Sampling methodology:

- **Water quality:** Surface water samples were collected using the clean polyethylene bucket. Niskin water sampler (5-liter capacity) with a mechanism for closing at a desired depth using messenger was used for collecting sub-surface (bottom) water samples (~1m above the sea floor).
- **Sediment sampling:** For estimation of sedimentary parameters samples were collected from subtidal stations using Van-Veen type grab (area of 0.1 m²).
- **Biological characteristics:** Samples for chlorophyll and phytoplanktons were collected using clean plastic bucket and Niskin water samples. The samples for chlorophyll were immediately preserved with ice and kept in ice box till further analysis whereas the phytoplankton samples were fixed with Lugol's iodine and few drops of 3% buffered formaldehyde solutions, while for zooplankton oblique hauls were made at water surface using Heron Tranter net (mesh size 0.20 mm, mouth area 0.05 m²) attached with calibrated flow meter (General Oceanic). The samples were preserved in 5% buffered formaldehyde solutions. Samples for macrobenthos were collected using Van-Veen type of grab covering an area of 0.1 m² and sieving through 500 µm mesh size. The samples were preserved with 5% formaldehyde Rose Bengal solutions.



**Marine Ecological Monitoring at
M/s.Petronet LNG Limited., Dahej Terminals**



Prepared by: M/s UniStar Environment and Research Labs Pvt. Ltd.

1.5 Team Members

This Marine Ecological Monitoring work presented in this report is done by M/s. UniStar Environment and Research Labs Pvt. Ltd. With active co-operation from M/s. Petronet LNG Ltd. for this Marine Ecological Sampling and Analysis UERL team members as follows.

➤ **Sampling team members:**

1. Dr. Sushant Vilas Sanaye (Marine Scientist)
2. Mr. Pravin Singh (Environmental Engineer)
3. Mr. Prashant Khajone (Environmental Chemist)
4. Mr. Hitesh Dhorawala (Environmental Chemist)

➤ **Laboratory members**

1. Dr. Sushant Vilas Sanaye (Marine Scientist)
2. Ayushi Rathod (Sr. Microbiologist)
3. Mr. Nilesh Patel (Sr. Chemist)

❖ WATER QUALITY

2.1 Marine Water quality:

Seawater samples have been collected during December 2025.

2.2 Physico chemical Water analysis result:

All the water sampled, which is collected by the sampling team is brought to the lab for physicochemical analysis. The marine water quality at different collected stations are measured during this investigation is presented in Table No.2.1 and its method of analysis is present in Table No.2.0

Table: 2.0 Methodology of Physicochemical Water Analysis

Sr.No.	Parameters	Test Method
1	pH @ 25 °C	IS 3025 (Part 11)1983
2	Temperature (°C)	IS 3025 (Part 9)1984
3	Turbidity	IS 3025 (Part 10)1984
4	Total Suspended Solids	APHA 23 rd Ed.,2017,2540- D
CHEMICAL QUALITY		
1	Biochemical Oxygen Demand (BOD)	IS 3025 (Part 44)1993
2	Oil & Grease	IS 3025 (Part 39) 2021
3	Ammonical Nitrogen	APHA 23 rd Ed.,2017,4500- NH3 B
4	Salinity	By Calculation
5	Dissolved Oxygen	APHA 23 rd Ed.,2017,4500-O, B
6	Total Alkalinity as CaCO ₃	IS 3025 (Part 23)1986
7	Phosphate	APHA 23 rd Ed.,2017,4500-P, D
8	Nitrate	APHA 23 rd Ed.,2017,4500 NO3-B
9	Calcium Carbonate	APHA 23 rd Ed.,2017,3500 Ca. B
10	Petroleum Hydrocarbon (PHc)	GC Method
MICROBIOLOGY QUALITY		
1	Total Coliform	APHA 23 rd Ed.2017,9222-B

Table: 2.1 Physico chemical Water Analysis Result

Sr.No.	Parameters	Unit	Station 1			Station 2		
			Surface	Middle	Bottom	Surface	Middle	Bottom
PHYSICAL QUALITY								
1.	pH @ 25 °C	--	7.81	7.82	7.80	8.11	8.20	8.10
2.	Temperature	(°C)	30	29.5	29.5	30	29.5	29.5
3.	Turbidity	NTU	50	50	100	50	50	100
4.	Total Suspended Solids	(mg/l)	476	430	666	280	216	618
CHEMICAL QUALITY								
1.	Biochemical Oxygen Demand	mg/L	5.0	4.9	5.6	5.9	5.4	5.1
2.	Oil & Grease	mg/L	BDL	BDL	BDL	BDL	BDL	BDL
3.	Ammonical Nitrogen	mg/L	1.1	0.5	1.1	0.5	0.5	1.4
4.	Salinity	ppt	32.6	32.1	31.8	32.5	32.4	31.1
5.	Dissolved Oxygen	mg/L	6.4	6.2	6.0	6.4	6.2	6.1
6.	Total Alkalinity as CaCO ₃	mg/L	130.6	130.6	125.6	130.6	130.6	130.6
7.	Phosphate	mg/L	0.14	0.14	0.17	0.17	0.16	0.15
8.	Nitrate	mg/L	0.9	0.8	0.9	0.9	0.9	0.9
9.	Calcium Carbonate	mg/L	760	840	740	840	760	820
10.	Petroleum Hydrocarbon (PHc)	ppb	N.D.	N.D.	N.D.	N.D.	N.D.	N.D.
MICROBIOLOGY QUALITY								
1.	Total Coliform	CFU/100ml	18	Absent	Absent	22	Absent	Absent

Note: MDL = Minimum Detection Limit (MDL: 0.01) and N.D. = Not detectable

Table: 2.2 Physico chemical Water Analysis Result

Sr.No.	Parameters	Unit	Station 3			Station 4		
			Surface	Middle	Bottom	Surface	Middle	Bottom
PHYSICAL QUALITY								
1.	pH @ 25 °C	--	8.30	8.40	8.30	7.84	7.85	7.88
2.	Temperature	(°C)	30	29.5	29.5	30	29.5	29.5
3.	Turbidity	NTU	10	10	100	50	50	100
4.	Total Suspended Solids	(mg/l)	210	196	510	360	410	519
CHEMICAL QUALITY								
1.	Biochemical Oxygen Demand	mg/L	7.6	5.5	4.8	7.5	5.6	4.7
2.	Oil & Grease	mg/L	BDL	BDL	BDL	BDL	BDL	BDL
3.	Ammonical Nitrogen	mg/L	1.1	0.5	1.4	0.6	1.4	BDL
4.	Salinity	ppt	32.8	32.6	32.4	33.1	32.8	32.1
5.	Dissolved Oxygen	mg/L	6.5	6.3	6.1	6.5	6.3	6.2
6.	Total Alkalinity as CaCO ₃	mg/L	125.6	125.6	135.6	140.7	125.6	135.6
7.	Phosphate	mg/L	0.14	0.15	0.13	0.15	0.16	0.15
8.	Nitrate	mg/L	0.8	0.9	0.9	0.9	0.9	0.9
9.	Calcium Carbonate	mg/L	800	980	800	780	800	820
10.	Petroleum Hydrocarbon (PHc)	ppb	N.D.	N.D.	N.D.	N.D.	N.D.	N.D.
MICROBIOLOGY QUALITY								
1.	Total Coliform	CFU/100ml	14	Absent	Absent	16	Absent	Absent

Note: MDL = Minimum Detection Limit (MDL: 0.01) and N.D. = Not detectable



❖ **BIOLOGICAL CHARACTERISTICS (BIODIVERSITY STUDIES):**

Marine ecosystems are subject to a multitude of direct human pressures, such as overexploitation, eutrophication, pollution, and species introductions. These stressors can have synergistic effects on marine ecosystems, altering its functioning. Anthropogenic involvements constantly compromise the health of the marine ecosystem by disturbing the ecological balance. Hence the assessment of the biotic components along with abiotic factors is an integral part of environmental assessment and monitoring study. During the present investigation at Petronet LNG, Dahej, the abundance and distribution of marine organisms (Plankton and benthos) were studied as part of routine environmental monitoring.

3.1 Planktonic Forms:

The name plankton is derived from the Greek word “planktons”, meaning “wanderer” or “drifter”. While some forms of plankton are capable of independent movement and can swim up to several hundred meters in a single day, their position is primarily determined by currents and light in the body of water they inhabit. As per definition, organisms classified as "plankton" are unable to resist ocean currents. Plankton is primarily divided into two broad functional groups i.e., Phytoplankton and Zooplankton.

3.1.1 Phytoplankton

Phytoplankton are microscopic, single-celled photosynthetic organisms that live suspended in all water niches, including oceans, freshwater, and marine niches. Like the terrestrial ecosystem where plants are an integral part of the ecosystem, phytoplankton play key role in the biogeochemistry of the oceans. As they are dependent on sunlight for energy, they mostly inhabit the euphotic zone. Therefore, they are responsible for the production of half of the atmosphere’s oxygen and more than half of the primary production in the oceans. There are many species of phytoplankton, each of which has a characteristic shape, size, and function. Marine species of phytoplankton grow abundantly in oceans around the world and are the foundation of the marine food chain. Marine phytoplankton are the producing (autotrophic) component in the ocean. There are fourteen classes of phytoplankton. Each class of phytoplankton contains unique attributes in size, cell structure, nutrients, and function.

3.1.2 Zooplankton:

Zooplankton occupies second position in the food web of the marine niche. They are the primary consumer’s organisms and generally feed on phytoplankton or small, microscopic group of organisms for they are nutritional needs. They are incapable of making their own food from sun-light or inorganic compounds, and feed on organisms or the remains of other organisms to get the energy necessary for survival.

• **SIGNIFICANCE OF PHYTO- AND ZOOPLANKTONS**

Phytoplankton are vital to marine ecosystems. They are producers, or autotrophs, that form the foundation of most marine food webs. As photosynthetic organisms, they can convert solar energy into chemical energy and store it in form of sugars. They are responsible for half of the photosynthetic activity on the planet. The significance of zooplanktons is found in their role of transferring biological production from phytoplankton to large organisms in the marine food web and the seafloor. The microscopic protozoan, tunicates, copepods, and other crustaceans graze upon many phytoplankton species. These in turn become food for other animals further linking the food web. Therefore, variability in reproduction of copepods would affect the survival of young fish that feeds on them.

Table 3: Test methods for phytoplankton, Zooplankton, Chlorophyll a and Pheophytin, Macro benthos analysis

Sr. no.	Test performed	Method
1	Phytoplankton	APHA, Edition 23 rd , Part 10000, 10200 F
2	Chlorophyll <i>a</i> and Pheophytin	APHA, Edition 23 rd , Part 10000, 10200 H (with some modification)
3	Zooplankton	APHA, Edition 23 rd , Part 10000, 10200 G
4	Macro benthos	APHA, Edition 23 rd , Part 10000,10500 A-10500 D

3.2 ZOOPLANKTON DIVERSITY

Zooplankton includes arrays of organisms, varying in size from the microscopic protozoans of a few microns to some jellyfish-like organisms with tentacles several meters long. By virtue of sheer abundance and intermediate role between phytoplankton and fish, zooplankton is considered as the chief index of the utilization of aquatic biotopes at the second trophic level.

Zooplankton standing stock in terms of population and biomass revealed substantial variation within all Subtidal (4 stations) and inter-tidal (4 stations) stations (Table 4 and Table 5) in the study area of Petronet LNG jetty, Dahej during December 2025. In the sub-tidal area, the maximum zooplankton population density (18910 nos./100 m³) and biomass (3.89 ml/ 100 m³) was recorded at Station 2 during high tide level and minimum zooplankton population density (10947 nos./100 m³) and biomass (3.41 ml/100 m³) were recorded at Station 2 during low tide level (Figure 1). In the inter-tidal area, the maximum zooplankton population density (13113 nos./100 m³) and biomass (4.12 ml/100 m³) were recorded at Station IT-1 and the minimum zooplankton population (10864 nos./100 m³) and biomass (3.24 ml/100 m³) were recorded at Station IT-3 (Figure 2). A total of 12 groups of zooplankton including

Copepods, Copepod nauplii, crab larvae, Chaetognaths, Decapod larvae, fish and shellfish eggs, fish larvae, gastropod larvae, Polychaetae larvae, Siphonophora, Ostracods and Oikopleura were identified during this study (Table 4 and 5). Among these identified groups Copepods (74.86%) and Copepod nauplii (12.88%) were most dominant (Figure 3). Crab larvae (3.01%), Chaetognaths (2.50%) and fish and shell fish eggs (2.62%) were also the dominant groups in the zooplankton population (Figure 3). As well as Decapods (shrimps), polychaetae larvae also were another observed group during the present study. During the zooplankton sample collection, biomass of collected zooplankton were high due to occurrence of fish larvae and decapod shrimps in samples.

Table 4: Population (nos./100 m³) and biomass (ml/100 m³) of various zooplankton groups in the sub-tidal area at the Petronet LNG, Dahej during December 2025.

Zooplankton Groups	High Tide level				Low Tide level			
	St-1	St-2	St-3	St-4	St-1	St-2	St-3	St-4
Copepods	12028	13028	12962	13822	10251	8571	8277	11089
Copepod nauplii	2806	3097	2515	2821	1541	1396	1530	1522
Crab larvae	652	813	658	689	377	257	243	344
Chaetognaths	698	675	574	302	252	144	400	381
Decapod (shrimps)	288	363	203	353	299	112	278	199
Fish and shell fish eggs	470	502	388	487	424	241	400	326
Fish larvae	15	35	0	34	31	32	0	18
Gastropod larvae	91	121	51	118	79	48	87	127
Polychaete larvae	46	35	68	101	47	48	191	54
Siphonophora	46	69	34	34	31	16	35	36
Ostracods	76	138	152	84	79	48	17	54
Oikopleura	61	35	51	34	31	32	17	0
Population (nos./100 m³)	17276	18910	17654	18877	13442	10947	11477	14152
Biomass (ml./100 m³)	3.89	3.89	2.85	4.41	3.05	3.41	3.59	3.62

Table 5: Population (nos./100 m³) and biomass (ml/100 m³) of various zooplankton groups in the inter-tidal area at the Petronet LNG, Dahej during December 2025.

Zooplankton Groups	Inter tidal stations			
	IT-1	IT-2	IT-3	IT-4
Copepods	10081	9572	8307	10272
Copepod nauplii	1565	1207	1137	907
Crab larvae	280	272	334	227
Chaetognaths	214	187	267	194
Decapod (shrimps)	264	204	217	292
Fish and shell fish eggs	329	255	351	308
Fish larvae	33	34	33	49
Gastropod larvae	82	102	17	97
Polychaete larvae	49	85	67	81
Siphonophora	33	34	33	49
Ostracods	132	85	50	32
Oikopleura	49	34	50	16
Population (nos./100 m³)	13112	12071	10864	12525
Biomass (ml./100 m³)	4.12	4.14	3.24	3.75

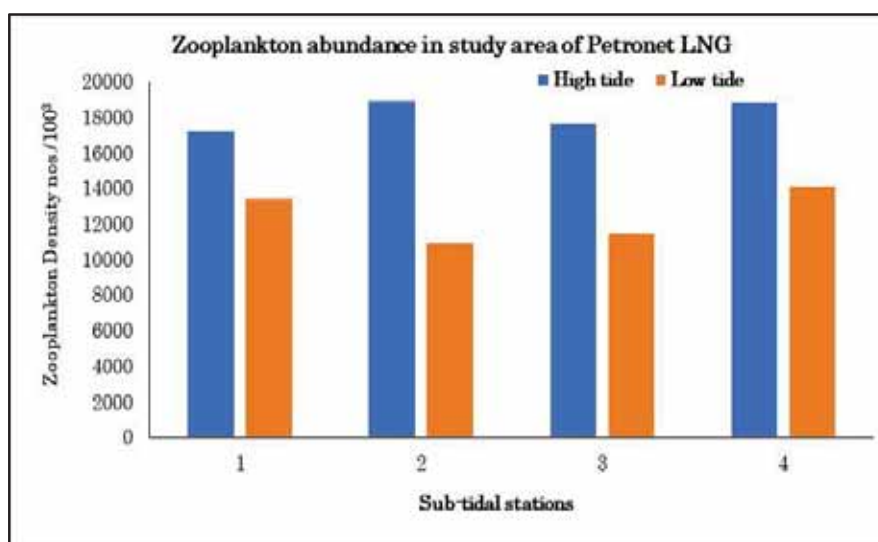


Figure 1: Zooplankton population (nos./100 m³) recorded in the sub-tidal waters along the Petronet LNG, Dahej during December 2025.

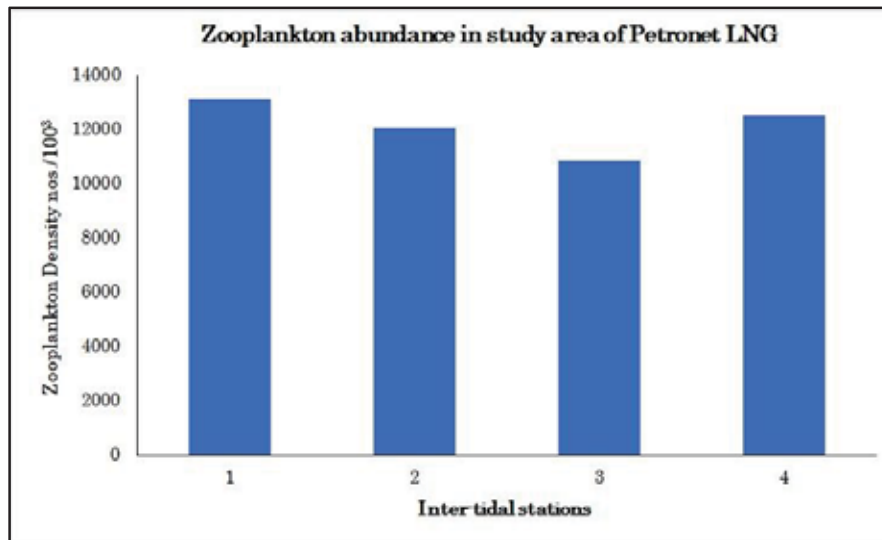


Figure 2: Zooplankton population (nos./100 m³) recorded in the inter-tidal waters along the Petronet LNG, Dahej during December 2025.

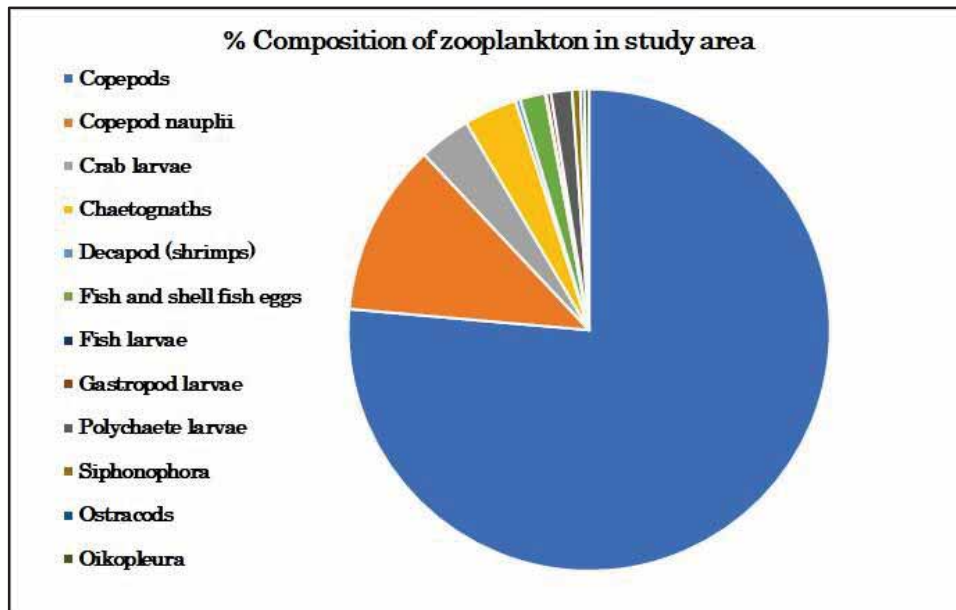


Figure 3: Dominant groups of Zooplankton reported from the study area of Petronet LNG, Dahej during December 2025.



Copepod



Copepod Nauplius



Fish and shrimp larvae



Decapod shrimps

Figure 4: Microphotographs of zooplanktons reported in the coastal waters of Petronet LNG, Dahej during December 2025

3.3 MACRO-BENTHIC FAUNA

The benthic zone is the lowest ecological zone of a water body which usually involves the sediments on the seafloor. The number of phyla and species of benthic animals exceeds those of pelagic species, at least partly because of the greater physical variety of benthic habitats. Benthic animals are separated into in faunal and epifaunal species, depending upon whether they live within sediments or on the surface of the seafloor, respectively. Size categories of the zoobenthos consist of the larger macrofauna (>1.0 mm), the small meiofauna which is characteristically found in sand and mud, and the microfauna which is made up mostly of protozoans.

Benthic organisms are morphologically different from those planktonic organisms. Many are adapted to live on the substrate (bottom). In benthic habitats, they can be considered dominant creatures. These organisms adapted to deep-water pressure so cannot survive in the upper parts of the water

column. Since light does not penetrate very deep ocean water, the benthic organisms often depend on the organic matter falling from the upper water column as their main energy source. This dead and decaying matter sustains the benthic food chain. The most benthic organisms are scavengers or detritivores. These organisms under being relatively stationary, are constantly exposed to changes undergoing in overlying water, and hence, respond very well to aquatic pollution. The macro benthos population is very sensitive to environmental perturbation and is highly influenced by the physicochemical characteristics of water, the nature of the substratum, food, predation, and other factors. The density of benthic invertebrates also fluctuates widely with the changes in the season.

- **Significance of macrobenthic organisms**

The biomass of macrobenthic organisms in estuaries and coastal embayment is often high. Burrowing and tube-building by deposit-feeding benthic organisms (bioturbations) help to mix the sediment and enhance the decomposition of organic matter. Nitrification and denitrification are also enhanced because a range of oxygenated and anoxic micro-habitats are created. Macro fauna is also important constituents of fish diets and thus are an important link for transferring energy and nutrients between trophic levels, also driving pelagic fish and crustacean production. For these reasons, the benthic organisms are extremely important indicators of environmental change.

3.4 BENTHIC DIVERSITY

3.4.1 Subtidal region:

During the present study, macrobenthos abundance and biomass were recorded at sub-tidal stations during high and low tide levels at Petronet LNG, Dahej (Table 6). The macrobenthos density ranged from 360 nos./m² to 440 nos./m² at sampling stations (Table 6; Figure 5) and comprising of 5 different groups (Mollusks, Sipuncula, Annelids, Arthropods and Foraminifera). The biomass of the macrobenthic community in the study region ranged from 1.64 g/m² to 1.90 g/m². The maximum abundance of benthic microorganisms was reported at Station 4 (440 nos./m²) during low tide levels and mainly contributed by the dominance of polychaete worms and foraminifera. The highest biomass of macrobenthic species was observed at Station 1 (1.90 g/ m²) during low tide levels with the dominance of Polychaetas. The least density (360 no/m²) and biomass (1.68 g/m²) was observed at Station 1 during low tide level. In species composition, Retaria is the first largest group observed at all the stations during the present study whereas Annelida is the second largest comprises Polychaete species (Phylum Annelida) belonging to the family Paraonidae, Pilargidae, Capitillidae, Cossuridae, Spionidae, Nereidae, Eunicidae, were abundant. Secondly, bivalve & gastropod molluscs and sipunculids were present at all the sampled stations.

Table 6: Faunal composition, density (nos./m²) and biomass (g/m²) of the macrobenthos community in the sub-tidal region at Petronet LNG, Dahej during December 2025.

Benthos Faunal Groups	High tide Level				Low tide Level			
	St-1	St- 2	St- 3	St- 4	St- 1	St- 2	St- 3	St- 4
Phylum Mollusca								
Bivalves and gastropods	10	10	20	10	40	30	30	30
Phylum Sipuncula								
Sipunculids	10	10	20	10	20	20	20	10
Nemertine	20	20	10	20	10	20	30	10
Phylum Annelida								
Polychaetes	200	180	140	180	140	170	160	170
Phylum Arthropoda								
Decapod larvae (crab)	0	10	0	10	10	0	0	10
Phylum Retaria								
Foraminifera	180	150	210	200	140	160	140	210
Density (nos./ m²)	420	380	400	430	360	400	380	440
Biomass (gm/m²)	1.84	1.79	1.64	1.88	1.68	1.63	1.78	1.9

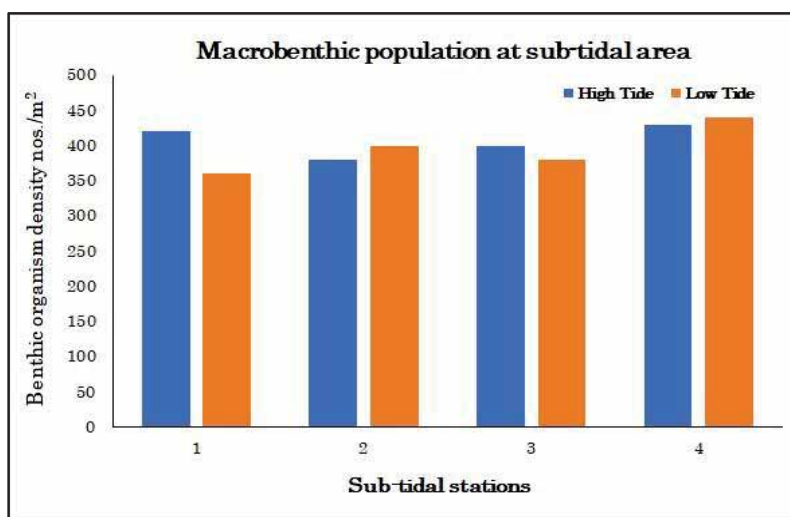


Figure 5: Subtidal macrobenthos abundance (nos./m²) during high tide and low tide at different sampling stations at Petronet LNG, Dahej during December 2025.

3.4.2 Intertidal region:

The muddy and sandy substratum with moderate organic matter supports the occurrence of the microbenthic community in the intertidal region. The macrobenthos biomass was measured in

between 2.12 g/m² to 2.68 g/m² in the intertidal region at the Petronet LNG, Dahej (Table 7). The lowest density and biomass of macrobenthic organisms were reported at station IT-2 (480 nos./m² and 2.12 g/m², respectively), whereas the highest density was reported at Station IT-4 (560 nos./m² and 2.68 g/m², respectively) (Table 7 and Figure 6). In the inter-tidal area, Foraminifera (42.04%) and Polychaete (39.00%) species were contributed to the total macrobenthic abundance at these stations followed by bivalves and gastropods (6.30%). Some photographs of benthic fauna are shown in Figure 8.

Table 7: Faunal composition, density (nos./m²) and biomass (g/m²) of the macrobenthos community in the inter-tidal region at Petronet LNG, Dahej during December 2025.

Benthos Faunal Groups	Inter-tidal stations			
	IT-1	IT- 2	IT- 3	IT- 4
Phylum Mollusca				
Bivalves and gastropods	50	40	20	30
Phylum Sipuncula				
Sipunculids	10	20	10	10
Nemertine	30	20	10	20
Phylum Annelida				
Polychaetes	210	180	190	220
Phylum Arthropoda				
Decapod larvae (crab)	20	20	30	40
Phylum Retaria				
Foraminifera	190	200	240	240
Density (nos./ m²)	510	480	500	560
Biomass (gm/m²)	2.21	2.12	2.18	2.68

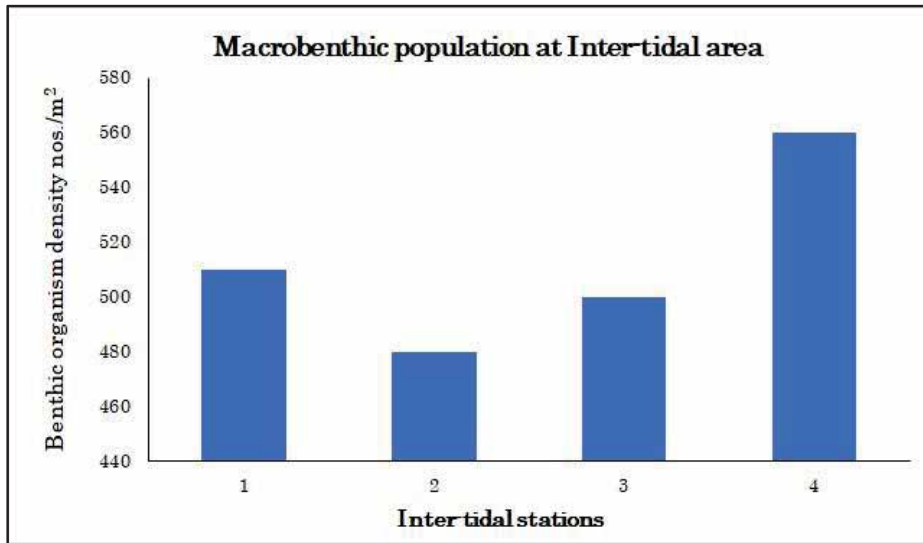


Figure 6: Inter-tidal macro benthos abundance (nos./m²) at different sampling stations at Petronet LNG, Dahej during December 2025.

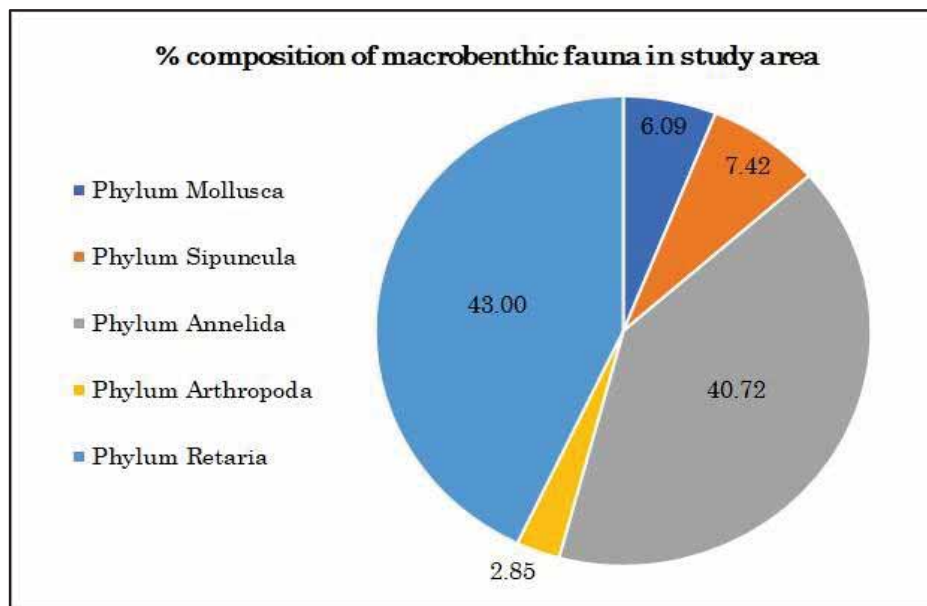



Figure 7: Percent composition of Subtidal benthic taxa from the marine waters of Petronet LNG, Dahej during December 2025



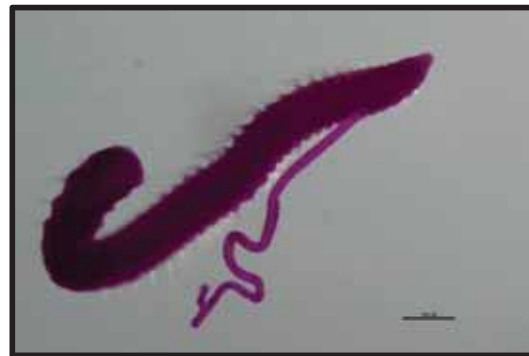
Capitallidae



Spoinidae



Pilargidae



Cossuridae

Figure 8: Microphotographs of microbenthic organisms observed in the sediment samples collected in the vicinity of Petronet LNG, Dahej during December 2025

3.5 AVIFAUNAL DIVERSITY

Due to their importance in the ecosystem for various roles such as scavengers, pollinators for crops, seeds dispersal agents and also predators of insect pests, the avifaunal diversity study of a given region is a major indicator to evaluate habitats both qualitatively and quantitatively. Due to anthropogenic activities along with climate changes, the global diversity of birds is rapidly decreasing. IUCN Red List of endangered birds has already recognized 1226 bird species as threatened globally and whereas, 88 bird species are found in India.

Coastal and estuarine waters are always been important habitats for many bird species, including many migratory birds. Mudflats and sandy beaches are important feeding grounds for coastal birds and nearby mangrove forests and land trees provide shelter and breeding habitats. During the present study, an overview of the avifaunal diversity present in the study area has been taken. Due to the restricted approach to mudflats and shores directly for security reasons, only recorded bird species are listed in Table 8.

Table 8: List of bird species observed in the study area.

Sr. No.	Scientific name	Common name	IUCN category
1.	<i>Actitis hypoleucos</i>	Common sandpiper	Least concern (LC)
2.	<i>Ardeola grayii</i>	Indian pond Heron	Least concern (LC)
3.	<i>Bubulcus ibis</i>	Cattle egret	Least concern (LC)
4.	<i>Casmerodius albus</i>	Great egret	Least concern (LC)
5.	<i>Columba livia</i>	Rock dove	Least concern (LC)
6.	<i>Charadrius leschenaultii</i>	Sand plover	Least concern (LC)
7.	<i>Numenius phaeopus</i>	Eurasian whimbrel	Least concern (LC)
8.	<i>Egretta gularis</i>	Western reef egret	Least concern (LC)
9.	<i>Larus heuglini</i>	Heuglin's gull	Least concern (LC)
10.	<i>Chroicocephalus ridibundus</i>	Black headed gull	Least concern (LC)
11.	<i>Milvus migrans</i>	Black kite	Least concern (LC)
12.	<i>Vanellus indicus</i>	Red-wattled Lapwing	Least concern (LC)
13.	<i>Halcyon smyrnensis</i>	White throated kingfisher	Least concern (LC)
14.	<i>Aerodramus sp.</i>	Indian swiftlet	Least concern (LC)

Most of the bird species were observed foraging in the inter-tidal mud flats during low tide. Rock doves were observed to make nests in jetties and building structures. All the avifaunal species found in the study area are common in appearance and in the least concern (LC) category of the IUCN red list of threatened species.

3.6 MANGROVES

Mangroves are a very specialised group of plants found only in the transitional zone between land and the sea. The mangrove species are adapted to the salty water, less oxygen in sediments as well as daily tidal variation. The mangrove species developed a special kind of roots called 'Pneumatophores' which enables them for intake of air for plants in the water-filled muddy soil. These breathing roots help mangrove trees to absorb oxygen from air and therefore thrive them into oxygen less muddy soil.

Mangrove plants generate a variety of natural resources and ecosystem services that are vital to subsistence economies and sustain local and national economies. During many natural calamities like cyclones, storm surges, heavy flooding and tsunamis they act as barriers and protect the land from erosion and reduce the effect on living resources. The value of mangroves as a carbon sink (absorb 4-5% more CO₂ than terrestrial trees) and the efficiency with which they can remove carbon from the

atmosphere put them center stage in the context of increasing global concerns about climate change and sea level rise. They also maintain the stability of the shoreline and prevent the release of toxic wastes into the coastal waters. The mangrove ecosystem is also a rich of nutrients in the coastal waters. The falling leaves from the mangrove area become the primary source of a food chain, which goes on to feed microorganisms, larvae and the adults of many invertebrates and fishes. These roots also harbor the number of fish species which use this area as their breeding grounds. It is estimated that over 70% of commercially important fishes depend on mangroves for their nutrient cycle and nursery breeding. This fish reach habitat attracts the number of birds and animals in the area thus making the mangroves a biodiversity reach habitat.

During the present study, scattered patches of mangroves mainly *Avicennia* species were found towards the northwest side of Petronet LNG jetties. All observed patches are shrub type and may be because of the high tidal amplitude in the Gulf of Khambhat and absence of adequate muddy habitat.

3.7 PHYTOPLANKTON DIVERSITY:

The phytoplankton are vast array of minute and microscopic plants passively drifting in natural waters and mostly confined to the illuminated zone. In an ecosystem these organisms constitute primary producers forming the first link in the food chain. The phytoplankton have long been used as indicators of water quality. Some species flourish in highly eutrophic waters, while others are very sensitive to organic and/or chemical wastes. Because of their short life cycles, plankton responds quickly to environmental changes. Hence, their standing crop in terms of biomass, cell counts and species composition are more likely to indicate the quality of the water mass in which they are found. Phytoplankton composition also varies considerably. Thus, a very few species may be overwhelmingly common during blooms, while a large number of species may occur without clear dominance under normal conditions.

Phytoplankton sampling was carried out at 4 stations from three levels i.e., Surface, Middle and Bottom at HTL (High Tide Level), LTL (Low Tide Level) and IT (Intertidal zone). During the sampling period (December 2025) the phytoplankton population in the coastal waters of Petronet LNG, Dahej was diverse and represented with a total of 38 phytoplankton genera (Table 9) belonging to diatoms (32 genera) and dinoflagellates (6 genera). Diatoms Species belonged to *Amphora* sp., *Amphorprora* sp., *Asterionella* sp., *Bacillaria* sp., *Biddulphia* sp. *Chaetoceros* sp. *Corethron* sp., *Coscinodiscus* sp., *Cyclotella* sp., *Cylindrotheca* sp., *Cymbella* sp., *Diploneis* sp., *Ditylum* sp., *Guinardia* sp., *Gyrosigma* sp., *Lauderia* sp., *Leptocylindrus* sp., *Licmophora* sp., *Lithodesmium* sp., *Melosira* sp. *Navicula* sp.,



**Marine Ecological Monitoring at
M/s.Petronet LNG Limited., Dahej Terminals**



Prepared by: M/s UniStar Environment and Research Labs Pvt. Ltd.

Nitzschia sp., *Odontella* sp., *Paralia* sp., *Pinnularia* sp., *Pleurosigma* sp., *Pseudo-nitzschia* sp., *Rhizosolenia* sp., *Synedra* sp., *Thalassiosira* sp., *Thalassionema* sp. and *Thalassiothrix* sp.

The phytoplankton abundance in the study region was ranged from 80 to 257 cells $\times 10^2/L$ (Table 9, Figure 9) at HTL. The highest phytoplankton abundance was observed at Station 4 in the surface (257 nos. $\times 10^2/L$) and lowest at Station 2 in bottom water (80 nos. $\times 10^2/L$). The phytoplankton abundance was ranged from 92 to 253 nos. $\times 10^2/L$ (Table 9, Figure 9) at LTL. The highest phytoplankton abundance at LTL was (253 nos. $\times 10^2/L$) was observed at Station 4 in surface water and lowest was at station 2 bottom water (92 nos. $\times 10^2 /L$). The phytoplankton abundance was ranged from 151 to 165 nos. $\times 10^2/L$ (Table 9, Figure 9) at Intertidal zone. The highest phytoplankton abundance at IT was (165 nos. $\times 10^2/L$) was observed at Station 1 and lowest was at station 4 (151 nos. $\times 10^2 / L$). The study shows that the marine water around was enriched with the diverse phytoplankton population.

Table 9: Phytoplankton abundance (cells×10²/L) at different sampling stations during High Tide Level (HTL) in the coastal waters of Petronet LNG, Dahej during December 2025.

Note: S=surface; M= Middle; B=bottom; HTL= High Tide Level; St=station

Phytoplankton Genera	Sampling Stations (HTL)											
	St-1			St-2			St-3			St-4		
	S	M	B	B	M	B	S	M	B	S	M	B
Diatoms												
<i>Amphora</i> sp.	2	2	1	3	3	2	3	2	1	5	4	4
<i>Amphorprora</i> sp.	1	1	0	2	1	0	3	3	2	7	5	4
<i>Asterionella</i> sp.	11	8	6	7	5	4	11	6	3	19	17	11
<i>Bacillaria</i> sp.	5	4	3	6	6	3	2	2	1	8	7	6
<i>Biddulphia</i> sp.	3	3	1	2	1	1	3	1	1	3	2	2
<i>Chaetoceros</i> sp.	2	1	0	0	0	0	1	2	1	3	1	0
<i>Corethron</i> sp.	4	3	3	2	2	1	0	0	0	4	2	1
<i>Coscinodiscus</i> sp.	42	39	29	39	36	27	37	21	17	48	36	31
<i>Cyclotella</i> sp.	1	2	1	1	1	0	1	1	1	3	2	1
<i>Cylindrotheca</i> sp.	2	2	1	1	1	1	3	2	1	2	2	2
<i>Cymbella</i> sp.	2	1	1	1	0	0	1	1	1	3	1	1
<i>Diploneis</i> sp.	3	3	1	2	2	2	1	1	0	2	1	2
<i>Ditylum</i> sp.	9	7	5	5	3	2	9	7	4	11	7	6
<i>Guinardia</i> sp.	5	3	3	6	7	2	6	3	2	9	7	7
<i>Gyrosigma</i> sp.	3	3	2	2	3	2	3	3	2	3	2	1
<i>Lauderia</i> sp.	3	1	1	1	1	0	4	3	1	3	3	2
<i>Leptocylindrus</i> sp.	4	3	2	5	3	2	4	4	2	9	7	5
<i>Licmophora</i> sp.	4	3	2	1	1	1	2	2	1	3	3	1
<i>Lithodesmium</i> sp.	3	2	2	1	1	1	2	2	1	3	3	1
<i>Melosira</i> sp.	22	17	13	19	14	9	21	15	11	34	28	23
<i>Navicula</i> spp.	12	8	5	10	4	3	3	5	3	19	13	11
<i>Nitzschia</i> spp.	3	2	2	2	2	1	3	2	3	2	1	0
<i>Odontella</i> sp.	3	2	2	1	0	0	1	1	0	4	3	3
<i>Paralia</i> sp.	0	0	0	0	0	0	1	0	0	1	1	0
<i>Pinnularia</i> sp.	2	1	1	2	2	1	3	2	2	1	1	2
<i>Pleurosigma</i> spp	6	5	5	1	1	1	6	4	4	7	5	4
<i>Pseudo-nitzschia</i> sp.	2	3	2	1	1	1	2	2	1	1	2	0
<i>Rhizosolenia</i> sp.	4	4	3	5	4	4	3	2	2	8	7	4
<i>Synedra</i> sp.	0	0	0	0	0	0	1	1	1	2	1	0
<i>Thalassionema</i> sp.	15	11	12	10	6	2	10	5	6	18	16	13
<i>Thalassiosira</i> sp.	1	2	1	2	2	2	2	1	1	1	0	1
<i>Thalassiothrix</i> sp.	1	1	1	1	0	0	0	0	0	1	0	0
Dinoflagellates												
<i>Ceratium</i> sp.	4	3	2	2	2	1	2	1	2	2	1	1
<i>Gymnodinium</i> sp.	1	1	1	3	1	2	1	1	1	3	3	2
<i>Prorocentrum</i> sp.	2	0	1	1	2	1	2	1	1	2	3	2
<i>Protoperidinium</i> sp.	1	1	2	2	1	1	2	1	1	2	1	0
<i>Scrippsiella</i> sp.	2	1	2	0	1	0	1	0	0	1	1	1
Total Phytoplankton (nos. x 10²/L)	190	153	119	149	120	80	160	110	81	257	199	155

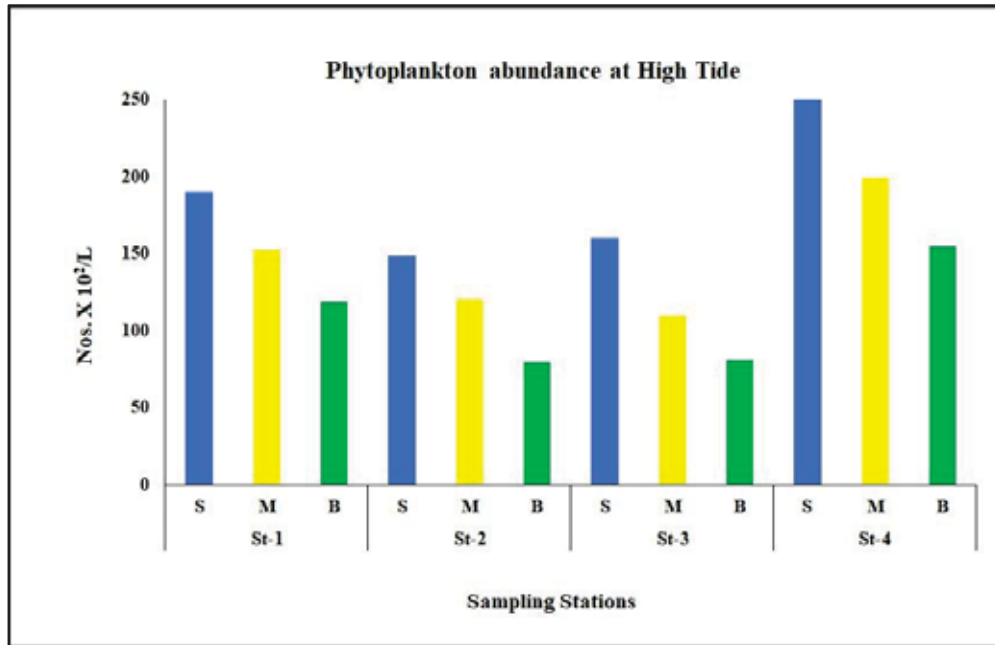


Figure 9: High Tidal Level (HTL) phytoplankton abundance (nos. x10²/ L) at different sampling stations at Petronet LNG, Dahej during December 2025

Table 10: Phytoplankton abundance (cells×10²/L) at different sampling stations during Low Tide Level (LTL) in the coastal waters of Petronet LNG, Dahej during December 2025.

Note: S=surface; M= Middle; B=bottom; LTL= Low Tide Level; St=station

Phytoplankton Genera	Sampling Stations (HTL)											
	St-1			St-2			St-3			St-4		
	S	M	B	B	M	B	S	M	B	S	M	B
Diatoms												
<i>Amphora</i> sp.	0	1	1	2	1	2	2	2	2	6	3	2
<i>Amphorprora</i> sp.	1	0	0	2	2	1	4	3	1	7	4	2
<i>Asterionella</i> sp.	13	8	7	5	3	1	7	6	4	10	11	8
<i>Bacillaria</i> sp.	3	3	2	2	2	1	4	5	3	9	9	5
<i>Biddulphia</i> sp.	5	4	4	3	2	2	6	4	3	8	5	4
<i>Chaetoceros</i> sp.	0	0	0	1	0	0	1	1	0	2	1	1
<i>Corethron</i> sp.	3	2	1	0	0	0	1	1	0	2	1	1
<i>Coscinodiscus</i> sp.	37	31	26	31	26	23	29	27	21	34	29	22
<i>Cyclotella</i> sp.	3	3	2	2	1	1	3	1	0	7	5	3
<i>Cylindrotheca</i> sp.	1	1	0	3	2	2	3	2	0	7	5	3
<i>Cymbella</i> sp.	1	1	0	1	1	1	2	1	1	2	1	1
<i>Diploneis</i> sp.	3	1	1	1	2	0	3	2	2	4	4	3
<i>Ditylum</i> sp.	7	6	4	3	3	2	6	7	3	11	8	6
<i>Guinardia</i> sp.	3	2	2	5	4	4	6	7	5	9	6	5
<i>Gyrosigma</i> sp.	2	2	1	2	1	1	2	2	2	1	1	0
<i>Lauderia</i> sp.	2	2	1	0	0	0	0	1	1	3	2	0
<i>Leptocylindrus</i> sp.	3	2	2	3	2	1	1	2	1	3	2	2
<i>Licmophora</i> sp.	3	3	2	1	0	0	2	2	1	3	3	1
<i>Lithodesmium</i> sp.	3	2	2	3	2	2	5	4	4	5	4	2
<i>Melosira</i> sp.	27	17	11	8	8	5	9	11	6	21	18	13
<i>Navicula</i> spp.	8	6	3	15	10	9	9	7	6	24	20	10
<i>Nitzschia</i> spp.	4	2	2	3	3	2	2	1	1	4	3	3
<i>Odontella</i> sp.	10	7	5	7	5	6	16	14	11	18	14	10
<i>Paralia</i> sp.	6	0	2	7	5	5	15	17	11	12	8	7
<i>Pinnularia</i> sp.	4	2	2	2	1	1	5	3	2	3	2	2
<i>Pleurosigma</i> spp	8	7	6	3	2	3	6	6	5	7	4	2
<i>Pseudo-nitzschia</i> sp.	2	1	0	1	1	1	2	2	2	1	1	0
<i>Rhizosolenia</i> sp.	7	5	3	6	4	4	4	2	1	3	2	1
<i>Synedra</i> sp.	3	2	2	2	2	1	1	1	1	3	1	2
<i>Thalassionema</i> sp.	13	12	10	8	5	4	7	5	2	14	12	8
<i>Thalassiosira</i> sp.	3	2	1	5	2	2	1	1	1	1	2	1
<i>Thalassiothrix</i> sp.	0	0	0	1	1	0	1	0	0	1	1	0
Dinoflagellates												
<i>Ceratium</i> sp.	5	3	3	4	3	2	2	2	1	4	5	2
<i>Gymnodinium</i> sp.	2	1	0	1	1	0	1	1	1	1	1	0
<i>Prorocentrum</i> sp.	2	2	1	2	1	2	2	2	1	1	2	0
<i>Protoperidinium</i> sp.	2	1	1	1	1	0	1	0	0	1	1	1
<i>Scrippsiella</i> sp.	1	1	1	0	1	1	1	1	1	1	1	1
Total Phytoplankton (nos. x 10²/L)	200	145	111	146	110	92	172	156	107	253	202	134

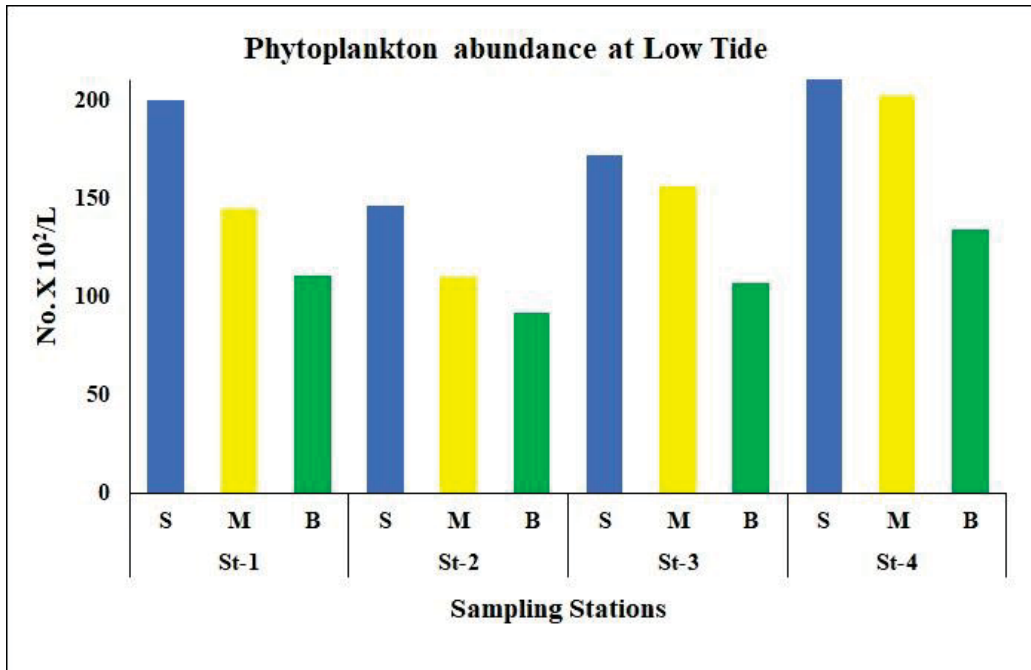


Figure 10: Low Tidal Level (LTL) phytoplankton abundance (no. x10²/ L) at different sampling stations at Petronet LNG, Dahej during December 2025

Table 11: Phytoplankton abundance (cells×10²/L) at different sampling stations during Intertidal zone of Petronet LNG, Dahej during December 2025.

Phytoplankton Genera	Sampling stations			
	IT1	IT2	IT3	IT4
Diatoms				
<i>Amphora</i> sp.	1	2	1	2
<i>Amphorprora</i> sp.	2	2	0	1
<i>Asterionella</i> sp.	7	14	9	11
<i>Bacillaria</i> sp.	2	3	1	3
<i>Biddulphia</i> sp.	2	2	2	2
<i>Chaetoceros</i> sp.	1	1	0	1
<i>Corethron</i> sp.	28	24	31	25
<i>Coscinodiscus</i> sp.	1	1	2	1
<i>Cyclotella</i> sp.	1	1	1	2
<i>Cylindrotheca</i> sp.	1	1	0	1
<i>Cymbella</i> sp.	3	3	2	1
<i>Diploneis</i> sp.	4	5	2	4
<i>Ditylum</i> sp.	3	2	1	2
<i>Guinardia</i> sp.	3	4	3	3
<i>Gyrosigma</i> sp.	2	2	1	2
<i>Lauderia</i> sp.	2	1	1	2
<i>Leptocylindrus</i> sp.	2	2	2	1
<i>Licmophora</i> sp.	0	1	1	0
<i>Lithodesmium</i> sp.	14	16	19	11
<i>Navicula</i> spp.	14	13	19	14
<i>Nitzschia</i> spp.	4	3	2	3
<i>Odontella</i> sp.	2	1	2	1
<i>Paralia</i> sp.	6	3	4	2
<i>Pinnularia</i> sp.	5	7	4	5
<i>Pleurosigma</i> spp	3	2	2	1
<i>Pseudo-nitzschia</i> sp.	11	10	14	20
<i>Rhizosolenia</i> sp.	2	1	0	0
<i>Synedra</i> sp.	19	15	18	12
<i>Thalassionema</i> sp.	2	2	1	2
<i>Thalassiosira</i> sp.	4	3	3	5
<i>Thalassiothrix</i> sp.	1	2	1	2
Dinoflagellates				
<i>Ceratium</i> sp.	5	4	6	5
<i>Gonyaulax</i> sp.	2	2	1	1
<i>Gymnodinium</i> sp.	2	3	2	2
<i>Prorocentrum</i> sp.	2	0	1	1
<i>Protoperidinium</i> sp.	1	2	2	1
<i>Scrippsiella</i> sp.	2	1	2	1
Total Phytoplankton (nos. x 10²/L)	165	159	162	151

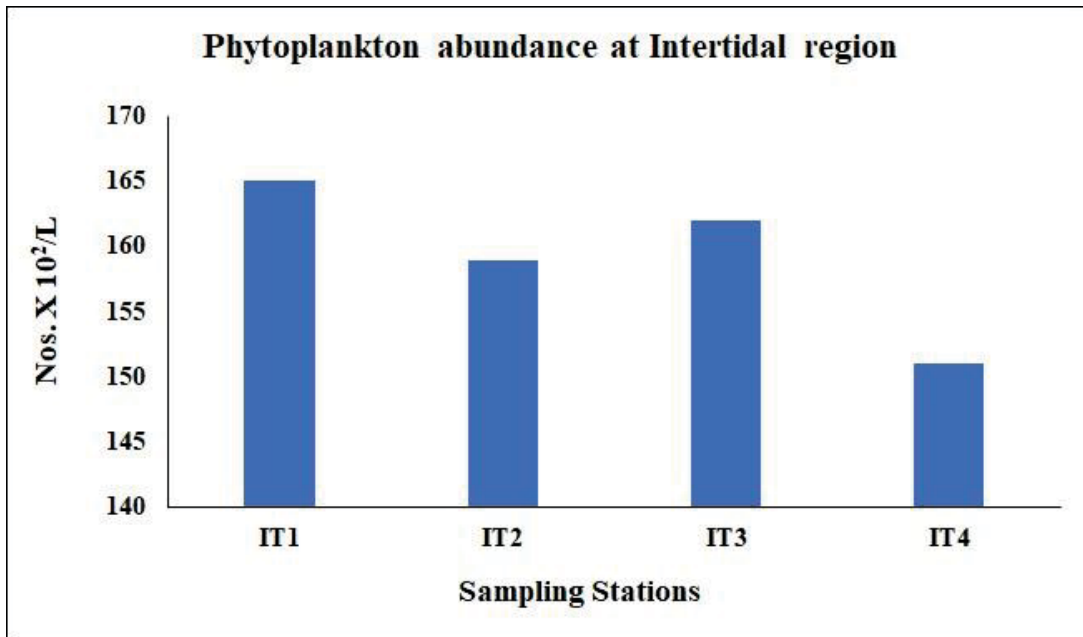


Figure 11: Inter-tidal phytoplankton abundance (no. x10²/ L) at different sampling stations at Petronet LNG, Dahej during December 2025.



Navicula sp.



Odontella sp.



Coscinodiscus sp.



Ceratium sp.

Fig. 12- Microphotographs of phytoplankton reported in the coastal waters of Petronet LNG, Dahej during December 2025.

3.8 PHYTOPLANKTON PIGMENTS (CHLOROPHYLL *a* AND PHEOPHYTIN):

Marine phytoplankton contains essential as well as accessory pigments like that of terrestrial plants. Phytoplankton pigments capture sunlight. The resulting photosynthesis and its products, especially the oxygen and organic compounds, all rely on the light energy captured by the different phytoplankton pigments. Chlorophyll *a* is the major pigment for light harvesting, and plays a significant role in photosynthesis and photoprotection, by extending the light collection window and protecting the cell from the damage of high irradiance levels or high ultraviolet light exposure.

Algal chlorophyll forms a series of degradation products upon degradation. In addition to Chlorophyll the naturally occurring pigments in algal cells. The nature of these degradation products depends on which part of the chlorophyll molecule is affected. As chlorophyll degrades, the initial step is either the loss of the magnesium from the center of the molecule or the loss of the phyto tail. This results in the formation of the molecule, phaeophytin. Depending on the parent molecule several distinct molecules like phaeophytins, chlorophyllides, and pheophorbides can be produced. Thus, in addition to Chlorophyll *a* filtered seawater contains color degradation products of phytoplankton pigments.

3.9 CHLOROPHYLL *a* AND PHAEOPHYTIN CONCENTRATIONS

The phytoplankton biomass distribution expressed in terms of Chlorophyll *a* (Chl-*a*) and Pheophytin at selected stations in the coastal region of Petronet LNG, Dahej during December 2025. The samples for chlorophyll *a* and pheophytin is analysed for High Tide Level (HTL), Low tide level (LTL) and Inter-tidal zone (IT). For HTL and LTL samples were collected from surface, middle and bottom and for IT samples collected only form surface water. The Chl-*a* concentrations in the HTL surface water were ranged from 1.53 mg/m³ to 1.76 mg/m³. The Pheophytin content was ranged from 0.82 mg/m³ to 0.92 mg/m³. The Chl-*a* concentrations in the HTL middle water were ranged from 1.34 mg/m³ to 1.59 mg/m³. The Pheophytin content was ranged from 0.80 mg/m³ to 0.84 mg/m³. The Chl-*a* concentrations in the HTL bottom water were ranged from 1.27 mg/m³ to 1.52 mg/m³. The Pheophytin content was ranged from 0.82 mg/m³ to 0.90 mg/m³.

The Chl-*a* concentrations in the LTL surface water were ranged from 1.42 mg/m³ to 1.79 mg/m³. The Pheophytin content was ranged from 0.84 mg/m³ to 0.92 mg/m³. The Chl-*a* concentrations in the LTL middle water were ranged from 1.31 mg/m³ to 1.65 mg/m³. The Pheophytin content was ranged from 0.83 mg/m³ to 0.89 mg/m³. The Chl-*a* concentrations in the LTL bottom water were ranged from 1.29 mg/m³ to 1.56 mg/m³. The Pheophytin content was ranged from 0.79 mg/m³ to 0.88 mg/m³.

The Chl-*a* concentrations in the IT water were ranged from 1.39 mg/m³ to 1.86 mg/m³. The Pheophytin content was ranged from 0.79 mg/m³ to 0.92 mg/m³.

Table 12: Chlorophyll *a*, Pheophytin concentrations in the surface marine water of Petronet LNG, Dahej at High Tide level (HTL) and Inert-tidal zone (IT) during December 2025.

Sr. No.	Parameters	Unit	High Tide Level (HTL)							
			Surface Water							
			St.1	St.2	St.3	St.4	IT1	IT2	IT3	IT4
1.	Chlorophyll <i>a</i>	mg/m ³	1.53	1.76	1.54	1.58	1.52	1.86	1.43	1.39
2	Pheophytin	mg/m ³	0.9	0.88	0.82	0.92	0.88	0.92	0.81	0.79

Table 13: Chlorophyll *a*, Pheophytin concentrations in the middle marine water of Petronet LNG, Dahej at High Tide level (HTL) during December 2025.

Sr. No.	Parameters	Unit	High Tide Level (HTL)							
			Middle Water							
			St.1	St.2	St.3	St.4	IT1	IT2	IT3	IT4
1.	Chlorophyll <i>a</i>	mg/m ³	1.4	1.59	1.34	1.38	-	-	-	-
2	Pheophytin	mg/m ³	0.8	0.84	0.83	0.8	-	-	-	-

Table 14: Chlorophyll *a*, Pheophytin concentrations in the bottom marine water of Petronet LNG, Dahej at High Tide level (HTL) during December 2025.

Sr. No.	Parameters	Unit	High Tide Level (HTL)							
			Bottom Water							
			St.1	St.2	St.3	St.4	IT1	IT2	IT3	IT4
1.	Chlorophyll <i>a</i>	mg/m ³	1.36	1.52	1.29	1.27	-	-	-	-
2	Phaeophytin	mg/m ³	0.9	0.88	0.83	0.82	-	-	-	-

Table 15: Chlorophyll *a*, Pheophytin concentrations in the surface marine water of Petronet LNG, Dahej at Low Tide level (LTL) and Inert-tidal zone (IT) during December 2025.

Sr. No.	Parameters	Unit	Low Tide Level (LTL)			
			Surface Water			
			St.1	St.2	St.3	St.4
1.	Chlorophyll <i>a</i>	mg/m ³	1.48	1.79	1.44	1.42
2	Pheophytin	mg/m ³	0.85	0.92	0.86	0.84

Table 16: Chlorophyll *a*, Pheophytin concentrations in the middle marine water of Petronet LNG, Dahej at Low Tide level (LTL) during December 2025.

Sr. No.	Parameters	Unit	Low Tide Level (LTL)			
			Middle Water			
			St.1	St.2	St.3	St.4
1.	Chlorophyll <i>a</i>	mg/m ³	1.41	1.65	1.34	1.31
2	Pheophytin	mg/m ³	0.88	0.83	0.89	0.83

Table 17: Chlorophyll *a*, Pheophytin concentrations in the bottom marine water of Petronet LNG, Dahej at Low Tide level (LTL) during December 2025.

Sr. No.	Parameters	Unit	Low Tide Level (LTL)			
			Bottom Water			
			St.1	St.2	St.3	St.4
1.	Chlorophyll <i>a</i>	mg/m ³	1.34	1.56	1.31	1.29
2	Pheophytin	mg/m ³	0.88	0.83	0.79	0.87

3.9 SEA GRASS AND MACRO ALAGE (SEA WEEDS)

During the present study, no occurrence of sea grasses and sea weeds in the inter-tidal area was observed.

4.0 CONCLUSION

4.1 Chemical Analysis of Water Sample

- pH at all Subtidal region Sampling Station was observe between rang in 7.80 to 8.30.
- Temperature at all Subtidal region Sampling Station was observed around 29.5° to 30° C
- Turbidity at all Subtidal region Sampling Station was observed between 10 to 100 NTU
- Total Suspended Solids at all Subtidal region Sampling Station was observed between 196 to 618 mg/L
- Biochemical Oxygen Demand (BOD) Solids at all Subtidal region Sampling Station was observed between 4.8 to 7.6 mg/L
- Oil & Grease at all Subtidal region Sampling Station was observed under below detection limit.
- Ammonical Nitrogen at all Subtidal region Sampling Station was observed under below detection limit to 1.4 mg/L.
- Salinity at all Subtidal region Sampling Station was observed between 32.1 to 33.1 ppt
- Dissolved Oxygen at all Subtidal region Sampling Station was observed between 6.0 to 6.5 mg/L
- Total Alkalinity as CaCO₃ at all Subtidal region Sampling Station was observed between 125.6 to 135.6 mg/L

- Phosphate at all Subtidal region Sampling Station was observed between 0.14 to 0.17 mg/L
- Nitrate at all Subtidal region Sampling Station was observed between 0.8 to 0.9 mg/L
- Calcium Carbonate at all Subtidal region Sampling Station was observed between 740 to 980 mg/L
- Petroleum Hydrocarbon (PHc) at all Subtidal region Sampling Station was Not detected.
- In microbiological parameter Total Coliform at all Subtidal region Sampling Station was observed between Absent to 22 CFU/100ml

3.2 Biological parameters of water samples

- The Chl-*a* and Pheophytin concentrations were more in the surface water as compared to the bottom water. The variations observed between the surface and bottom waters could be due to several natural biological variability.
- During the sampling period (December-2025) the phytoplankton population in the coastal waters of Petronet LNG, Dahej was diverse and represented with a total of 38 phytoplankton genera (Table 9) belonging to diatoms (32 genera) and dinoflagellates (6 genera).
- In the sub-tidal area, more density and species were reported in the surface water than middle and bottom waters. This difference could be attributed to the depth of water as surface water are more productive due to more penetration of light which decreases as increase in depth of water.
- The occurrence of copepods and their nauplii together with decapods and fish larvae/eggs in zooplankton samples highlights the fair production potential of live food resources (organisms) to support the fish and crustacean population in the study region.
- Difference in zooplankton abundance during high tide level and low tide level in the sub-tidal area was observed during the present study. Increased levels of suspended solids and the apparent increase in turbidity of water as well as high current during low tide will be considered as a possible reason for low zooplankton abundance during low tide levels.
- Compared to sub-tidal stations, in inter-tidal region zooplankton abundance was observed to be less and higher turbidity and current caused by the lower depth of water in inter-tidal areas also possible reasons for the same.
- During present study, two groups of organisms i.e. Foraminifera contributed to the 43% and Polychaete worms contributed to the 40.72% of total benthic organisms. Overall, the presence of Polychaete and Sipuncula worms suggests the availability of food organisms for benthic predators in the area. Due to presence of sand in the study area, foraminiferans are more abundant.
- Mangrove species *Avicennia* sp. is very sparse.
- Avifauna present in the study area is most common type.
- Overall, considering biological parameters of the study area, the study area is showed healthy environment contributing good production of phytoplankton, zooplankton and benthic organisms.

- Different Types of Sampling Photographs